IJARSCT
International Journal of Advanced Research in Science, Communication and Technology
International Open-Access, Double-Blind, Peer-Reviewed, Refereed, Multidisciplinary Online Journal
ISSN: 2581-9429
Volume 6, Issue 5, November 2026
Impact Factor: 8.2

Advances in Gastroretentive Drug Delivery Systems for Improved Oral Drug Bioavailability

Dr. Bhagavan M. Kale[1], Drx. Atul Rathod[2], Aniket Giri[3], Yogesh Khatal[4], Rudra Malkar[5]
Principle[1], [2]Assistant Professor , [3-5]Students
Shri Goraksha College of Pharmacy and Research Centre, Khamgaon, Maharashtra, India

Abstract : *Oral drug delivery is the most commonly used route for administering pharmaceutical agents because it is convenient, non-invasive, cost-effective, and offers high patient compliance. Conventional oral dosage forms such as tablets and capsules are widely used due to their ease of administration and manufacturing. However, several drugs show limited therapeutic effectiveness when administered orally because of rapid gastric emptying, short gastrointestinal residence time, and instability in the intestinal environment. Drugs that are mainly absorbed in the stomach or the upper part of the small intestine often exhibit reduced bioavailability if they pass quickly into the lower regions of the gastrointestinal tract. Additionally, some drugs possess pH-dependent solubility and dissolve better in the acidic conditions of the stomach than in the alkaline environment of the intestine, which further limits their absorption. To overcome these challenges, the Gastroretentive Drug Delivery System (GRDDS) has been developed as an advanced oral drug delivery approach designed to prolong the gastric residence time of dosage forms. By retaining the drug in the stomach for a longer duration, GRDDS improves drug absorption, enhances bioavailability, and helps maintain more consistent plasma drug concentrations. These systems can also provide controlled or sustained drug release, which may reduce the frequency of dosing and improve overall therapeutic outcomes. Therefore, gastroretentive drug delivery systems have gained considerable attention in pharmaceutical research as an effective strategy for improving the performance of drugs that require prolonged gastric retention.*

Keywords: *Oral drug delivery*

I. INTRODUCTION

The oral route of drug administration is considered the most common and widely accepted method for delivering pharmaceutical agents in modern therapeutics. It is favored by both healthcare professionals and patients because of its convenience, safety, non-invasive nature, and cost-effectiveness. Oral dosage forms such as tablets, capsules, suspensions, and solutions are relatively easy to manufacture, transport, and administer, which makes them highly suitable for large-scale pharmaceutical production and routine clinical use. In addition, oral drug delivery generally ensures better patient compliance when compared with other routes of administration such as injections or implants. Because of these advantages, a significant proportion of pharmaceutical products available in the market are designed for oral use. Despite these benefits, oral drug delivery systems face several physiological and pharmacokinetic challenges that may limit their therapeutic effectiveness. One of the most important limitations is the variable and often rapid transit of dosage forms through the gastrointestinal tract. After oral administration, the drug formulation travels through the stomach, small intestine, and large intestine, where it undergoes processes such as dissolution, absorption, and metabolism. The gastric emptying rate and intestinal motility can vary depending on factors such as food intake, physiological conditions, age, and disease states. These variations may cause unpredictable drug absorption and fluctuations in plasma drug concentration, ultimately affecting the desired therapeutic outcome.[1]

Copyright to IJARSCT
www.ijarsct.co.in
DOI: 10.48175/IJARSCT-41010

IJARSCT
International Journal of Advanced Research in Science, Communication and Technology
International Open-Access, Double-Blind, Peer-Reviewed, Refereed, Multidisciplinary Online Journal
ISSN: 2581-9429
Volume 6, Issue 5, November 2026
Impact Factor: 8.2

A particular challenge arises in the case of drugs that possess a narrow absorption window within the gastrointestinal tract. Such drugs are mainly absorbed in a specific region, usually the stomach or the proximal part of the small intestine. When the dosage form passes rapidly through this region and moves into the distal parts of the intestine, the opportunity for effective drug absorption is significantly reduced. As a result, the drug may exhibit poor bioavailability, lower therapeutic efficiency, and the need for frequent dosing. In addition, certain drugs demonstrate pH-dependent solubility, meaning they dissolve more effectively in the acidic environment of the stomach than in the alkaline conditions of the intestine. Once these drugs reach the higher pH environment of the intestinal tract, their solubility decreases, which further limits their absorption. Another limitation associated with conventional oral dosage forms is the instability of some drugs in the intestinal environment. Certain pharmaceutical compounds may undergo chemical degradation or enzymatic breakdown when exposed to intestinal fluids, leading to reduced drug activity. Furthermore, drugs intended to exert a local therapeutic effect in the stomach, such as those used in the treatment of gastric ulcers, Helicobacter pylori infections, or gastric inflammation, may not remain in the stomach long enough to provide an adequate therapeutic action if they rapidly pass into the intestine. These challenges highlight the need for innovative drug delivery approaches that can control the residence time of dosage forms in the stomach and enhance drug absorption.

To address these limitations, researchers have developed advanced oral drug delivery technologies that can prolong the retention of drug formulations within the stomach. One such promising approach is the Gastroretentive Drug Delivery System (GRDDS). [2] This system is specifically designed to increase the gastric residence time of a dosage form, allowing it to remain in the stomach for an extended duration. By maintaining the drug in the gastric region, GRDDS can improve the extent and rate of drug absorption, particularly for drugs that are primarily absorbed in the upper gastrointestinal tract. Prolonged gastric retention also allows the drug to be released gradually, leading to more stable and sustained plasma drug concentrations over time. The principle behind GRDDS involves designing dosage forms that can resist gastric emptying through different mechanisms. These mechanisms may include floating systems that remain buoyant on gastric fluids, bioadhesive systems that adhere to the gastric mucosa, expandable systems that increase in size after ingestion, or high-density systems that remain at the bottom of the stomach. By utilizing these strategies, the dosage form can be retained in the stomach for a longer period, thereby maximizing the absorption of the drug and enhancing its therapeutic effectiveness. Gastroretentive drug delivery systems are particularly beneficial for several categories of drugs. These include drugs that are primarily absorbed in the stomach or the upper part of the small intestine, drugs that have low solubility in alkaline pH conditions, and drugs that are unstable in the intestinal environment. Additionally, GRDDS can be advantageous for drugs that require prolonged gastric exposure to achieve a local therapeutic effect. Examples include antibiotics used for the treatment of gastric infections, antacids, and medications used in the management of gastric ulcers and reflux disorders.[2]

In recent years, extensive research has been conducted to design and optimize various gastroretentive formulations in order to improve drug bioavailability and therapeutic performance. Advances in polymer science, pharmaceutical technology, and formulation strategies have contributed to the development of multiple GRDDS approaches such as floating tablets, swelling systems, mucoadhesive systems, and raft-forming systems. These systems provide controlled drug release while maintaining the dosage form within the gastric environment for extended periods.

Overall, the Gastroretentive Drug Delivery System represents a significant advancement in the field of oral drug delivery technology. By overcoming the limitations associated with conventional dosage forms, GRDDS provides an effective means of improving drug absorption, enhancing bioavailability, and maintaining consistent therapeutic levels of drugs in the body. Consequently, this approach has gained considerable attention in pharmaceutical research and development, offering promising opportunities for the formulation of more efficient and patient-friendly oral drug delivery systems.[3]

IJARSCT
International Journal of Advanced Research in Science, Communication and Technology
International Open-Access, Double-Blind, Peer-Reviewed, Refereed, Multidisciplinary Online Journal
ISSN: 2581-9429
Volume 6, Issue 5, November 2026
Impact Factor: 8.2

II. NEED FOR GASTRORETENTIVE DRUG DELIVERY SYSTEM (GRDDS)

The effectiveness of oral drug delivery is influenced by several physiological conditions within the gastrointestinal tract. One of the major challenges is rapid gastric emptying, where the dosage form passes quickly from the stomach to the small intestine. When this occurs, the drug may not remain in the stomach long enough to dissolve completely or reach its optimal absorption site. As a result, the bioavailability of the drug may decrease and therapeutic efficacy may not be achieved.

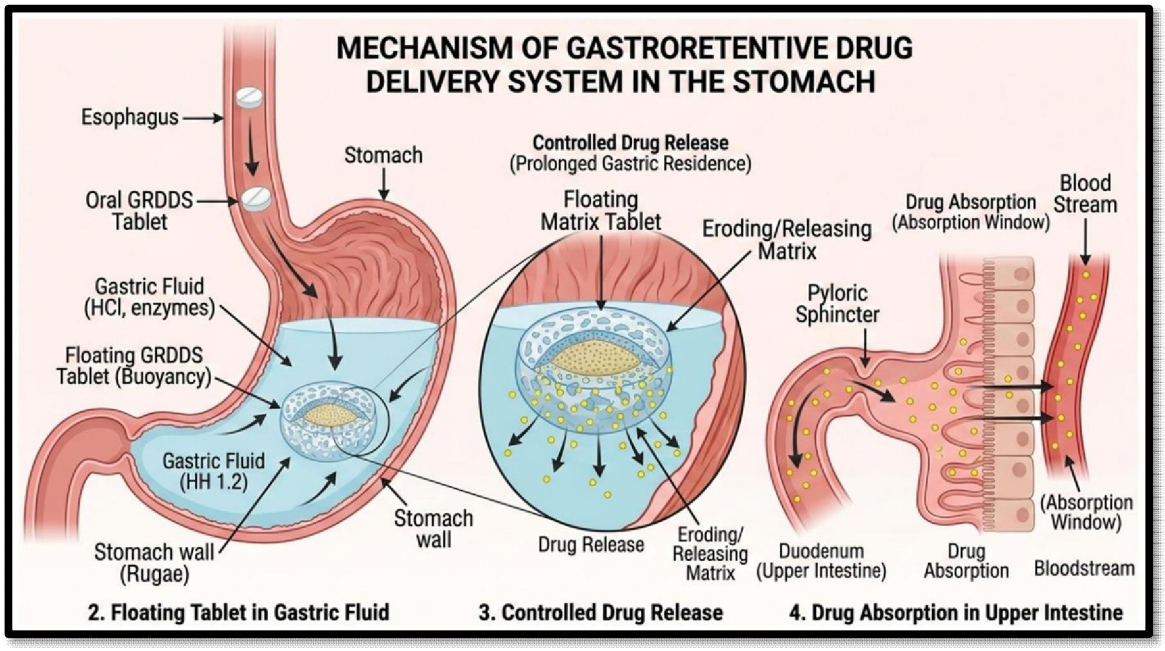

Figure 1 : Mechanism of Gastroretentive Drug Delivery System in the Stomach

The Gastroretentive Drug Delivery System (GRDDS) has been developed to overcome these limitations. This system is designed to prolong the residence time of the dosage form in the stomach. By remaining in the gastric region for an extended period, the drug can be released in a controlled manner and absorbed more efficiently.

[4] This approach helps in improving drug stability, enhancing bioavailability, and ensuring a more consistent therapeutic effect.

GRDDS is particularly beneficial for the following categories of drugs: [5]

1. Rapid Gastric Emptying:

In conventional oral dosage forms, the drug may pass quickly from the stomach into the intestine. This short gastric residence time can reduce drug absorption. GRDDS helps maintain the dosage form in the stomach for a prolonged duration.

2. Drugs with Narrow Absorption Window:

Certain drugs are absorbed only in a limited region of the gastrointestinal tract, mainly the stomach or the upper part of the small intestine. GRDDS ensures that the drug remains in this absorption region for a longer time, thereby improving bioavailability. [6]

IJARSCT
International Journal of Advanced Research in Science, Communication and Technology
International Open-Access, Double-Blind, Peer-Reviewed, Refereed, Multidisciplinary Online Journal
ISSN: 2581-9429
Volume 6, Issue 5, November 2026
Impact Factor: 8.2

3. Drugs Acting Locally in the Stomach:
Some drugs are intended to act directly in the stomach, such as medications used in the treatment of gastric ulcers, Helicobacter pylori infections, or gastric irritation. GRDDS prolongs drug presence in the stomach, improving the effectiveness of such therapies.

4. Drugs Unstable in Intestinal or Alkaline Environment:
Certain drugs degrade or lose stability when exposed to the alkaline pH of the intestine. By retaining the drug in the acidic gastric environment, GRDDS helps protect the drug from degradation.

5. Drugs with Low Solubility at High pH:
Some drugs show better solubility in acidic conditions compared to alkaline conditions. Retaining these drugs in the stomach enhances their dissolution and absorption.

6. Improvement in Therapeutic Efficiency:
By prolonging gastric retention and controlling drug release, GRDDS helps maintain a consistent drug concentration in the body, leading to improved therapeutic outcomes and reduced dosing frequency.

III. PHARMACEUTICAL PRODUCTS BASED ON GRDDS

Several pharmaceutical drugs are formulated using Gastroretentive Drug Delivery Systems (GRDDS) to enhance their absorption, bioavailability, and therapeutic effectiveness. These formulations are specifically designed to remain in the stomach for an extended period, allowing the drug to be released gradually and absorbed more efficiently in the upper gastrointestinal tract. By prolonging gastric residence time, GRDDS helps maintain optimal drug concentration and improves overall treatment outcomes. [15]

1. Metformin Hydrochloride
Metformin hydrochloride is one of the most commonly prescribed drugs for the management of Type 2 Diabetes Mellitus. It works by reducing glucose production in the liver and improving insulin sensitivity in the body. Since metformin is mainly absorbed in the upper part of the gastrointestinal tract, gastroretentive formulations are useful in improving its absorption.



Figure 2 : Metformin Hydrochloride- 500mg Tablet

IJARSCT
International Journal of Advanced Research in Science, Communication and Technology
International Open-Access, Double-Blind, Peer-Reviewed, Refereed, Multidisciplinary Online Journal
ISSN: 2581-9429
Volume 6, Issue 5, November 2026
Impact Factor: 8.2

GRDDS formulations of metformin are designed to remain in the stomach for a longer duration, enabling controlled and sustained release of the drug. This prolonged gastric retention ensures better drug availability in the absorption region, resulting in improved therapeutic effectiveness and better control of blood glucose levels.[16]

Benefits in GRDDS:

1. Sustained Drug Release:

GRDDS formulations allow metformin to be released gradually over an extended period, maintaining a steady drug concentration in the body.

2. Reduced Dosing Frequency:

The sustained release property decreases the need for frequent dosing, which makes the treatment regimen more convenient for patients.

3. Improved Patient Compliance:

With fewer doses required and better therapeutic control, patients are more likely to adhere to the prescribed treatment plan.

2. Ciprofloxacin

Ciprofloxacin is a broad-spectrum antibiotic widely used in the treatment of various bacterial infections. It belongs to the fluoroquinolone class of antibiotics and works by inhibiting bacterial DNA replication, thereby preventing the growth and multiplication of bacteria. Due to its therapeutic importance, maintaining adequate drug concentration in the body is essential for effective treatment. [17]



Figure 3 : Ciprofloxacin

Gastroretentive drug delivery systems, particularly floating GRDDS formulations, are used to improve the gastric residence time of ciprofloxacin. These systems remain buoyant in the stomach for an extended period, allowing the drug to be released gradually. Prolonged retention in the gastric region helps enhance drug dissolution and absorption in the upper gastrointestinal tract, which ultimately improves bioavailability and therapeutic effectiveness.

Applications:

1. Gastrointestinal Infections:

Ciprofloxacin is used to treat bacterial infections of the gastrointestinal tract, including infections caused by pathogens such as Salmonella and Shigella.

IJARSCT
International Journal of Advanced Research in Science, Communication and Technology
International Open-Access, Double-Blind, Peer-Reviewed, Refereed, Multidisciplinary Online Journal
ISSN: 2581-9429
Volume 6, Issue 5, November 2026
Impact Factor: 8.2

2. Urinary Tract Infections (UTIs):
It is commonly prescribed for the treatment of urinary tract infections caused by susceptible bacteria.

3. Respiratory Infections:
Ciprofloxacin is also used in the treatment of certain respiratory tract infections, particularly those caused by gram-negative bacteria.

3. Ranitidine
Ranitidine is a histamine H_2-receptor antagonist commonly used in the management of acid-related gastrointestinal disorders. It works by reducing the secretion of gastric acid in the stomach, thereby helping in the healing of ulcers and relieving symptoms associated with excessive acid production. Because ranitidine acts directly in the stomach, prolonging its presence in the gastric region can enhance its therapeutic effectiveness.[18]

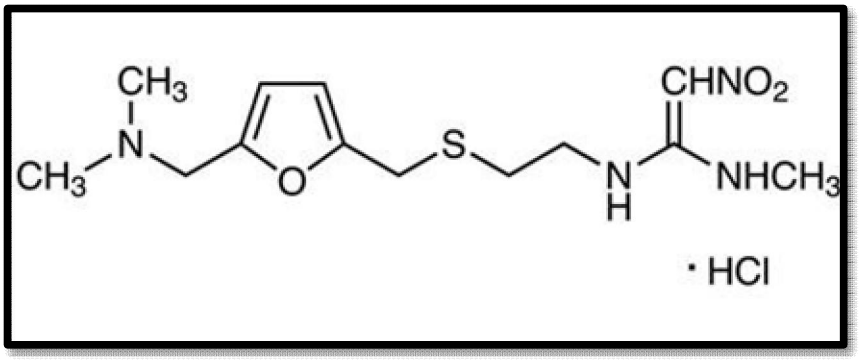

Figure 4 : N-[2-[5-[(Dimethylamino)methyl]furfurylthio]ethyl]-N'-methyl-2-nitro-1,1-ethenediamine Hydrochloride
Gastroretentive Drug Delivery Systems (GRDDS) are particularly useful for ranitidine formulations. These systems allow the dosage form to remain in the stomach for an extended period and release the drug gradually. Sustained drug release in the gastric environment maintains an effective drug concentration at the site of action and improves overall treatment efficiency.

Benefits in GRDDS:
• Prolonged Gastric Residence Time:
GRDDS keeps the dosage form in the stomach for a longer duration, ensuring continuous drug availability at the site of action.
• Sustained Drug Release:
The drug is released slowly over time, maintaining stable therapeutic levels in the stomach.
• Enhanced Therapeutic Effect:
Prolonged action of the drug helps in better management of acid-related disorders and supports faster healing of gastric ulcers.

4. Levodopa
Levodopa is a widely used drug in the management of Parkinson's disease, a neurological disorder characterized by tremors, muscle rigidity, and impaired movement. Levodopa acts as a precursor of dopamine and helps replenish the reduced dopamine levels in the brain, thereby improving motor function in patients.
The absorption of levodopa mainly occurs in the upper part of the small intestine, particularly in the duodenum and upper jejunum. Due to rapid gastric emptying, conventional oral formulations may pass quickly through the stomach,

IJARSCT
International Journal of Advanced Research in Science, Communication and Technology
International Open-Access, Double-Blind, Peer-Reviewed, Refereed, Multidisciplinary Online Journal
ISSN: 2581-9429
Volume 6, Issue 5, November 2026
Impact Factor: 8.2

which can reduce the time available for optimal absorption. This may lead to fluctuations in drug levels and decreased therapeutic effectiveness.[19]

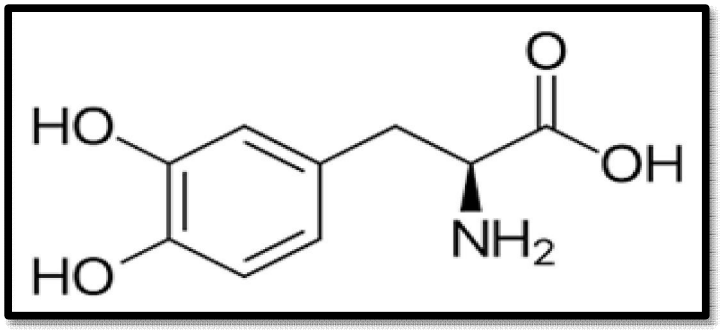

Figure 5 : l-3,4-dihydroxyphenylalanine

Gastroretentive Drug Delivery Systems (GRDDS) are useful in overcoming this limitation. By prolonging the residence time of the dosage form in the stomach, GRDDS ensures a more controlled and sustained release of levodopa. This allows the drug to reach its primary absorption site in a more consistent manner, thereby improving its bioavailability and therapeutic performance.

Benefits in GRDDS:

1. Improved Drug Absorption:

Prolonged gastric retention allows the drug to be released gradually and absorbed more efficiently in the upper intestine.

2. Controlled Drug Release:

GRDDS formulations provide sustained release of levodopa, helping maintain more stable drug levels in the body.

3. Enhanced Therapeutic Effect:

Improved absorption and stable plasma concentration contribute to better management of Parkinson's disease symptoms.

5. Amoxicillin

Amoxicillin is a widely used broad-spectrum antibiotic that belongs to the penicillin group. It is commonly used in the treatment of various bacterial infections and plays an important role in the eradication of Helicobacter pylori, a bacterium strongly associated with gastric ulcers and other stomach-related disorders.

For the effective treatment of H. pylori infection, it is important that the drug remains in the stomach for a sufficient period to act directly at the site where the bacteria reside. Conventional oral formulations may pass quickly into the intestine due to normal gastric emptying, which can reduce the effectiveness of the treatment.

Gastroretentive Drug Delivery Systems (GRDDS) help overcome this limitation by prolonging the gastric residence time of the dosage form. These systems keep the drug in the stomach for an extended duration and allow gradual drug release in the gastric environment. As a result, a higher drug concentration is maintained at the site of infection, which enhances the therapeutic effectiveness of the treatment.

Benefits in GRDDS:

1. Prolonged Gastric Retention:

GRDDS keeps the dosage form in the stomach for a longer period, allowing the drug to act directly at the site of infection.

IJARSCT
International Journal of Advanced Research in Science, Communication and Technology
International Open-Access, Double-Blind, Peer-Reviewed, Refereed, Multidisciplinary Online Journal
ISSN: 2581-9429
Volume 6, Issue 5, November 2026
Impact Factor: 8.2

2. Improved Treatment of Helicobacter pylori Infection:
Maintaining higher drug concentration in the stomach helps increase the effectiveness of the eradication therapy.

3. Enhanced Therapeutic Efficiency:
Sustained drug release and improved local availability contribute to better management of gastric ulcer-related infections.

Summary Table of GRDDS Pharmaceutical Products

Drug	Therapeutic Use	Benefit of GRDDS
Metformin	Type 2 Diabetes	Sustained release and improved absorption
Ciprofloxacin	Bacterial infections	Increased bioavailability
Ranitidine	Acid-related disorders	Prolonged gastric action
Levodopa	Parkinson's disease	Better absorption in upper GI tract
Amoxicillin	H. pylori infection	Improved gastric targeting

IV. APPROACHES TO GASTRORETENTIVE DRUG DELIVERY SYSTEMS (GRDDS)

Various formulation strategies have been developed to increase the gastric residence time of oral dosage forms. These approaches help ensure that the drug remains in the stomach for a prolonged period, allowing better drug release, absorption, and therapeutic effectiveness. [7]

1. Floating Drug Delivery Systems (FDDS)
Floating systems are designed with a density lower than gastric fluids. Due to this low density, the dosage form floats on the surface of stomach contents and releases the drug slowly while remaining in the gastric region for an extended period.[8]

2. Bioadhesive (Mucoadhesive) Drug Delivery Systems
Bioadhesive systems contain polymers that enable the dosage form to adhere to the gastric mucosal lining. This adhesion helps prevent rapid gastric emptying and prolongs the contact time of the drug with the stomach wall. [9]

3. Swelling Drug Delivery Systems
Swelling systems absorb gastric fluids and increase in size after administration. The expanded dosage form becomes too large to pass through the pyloric sphincter, thereby increasing gastric retention time.[10]

4. Expandable Drug Delivery Systems
Expandable systems unfold or enlarge after reaching the stomach. The increased size prevents the dosage form from leaving the stomach quickly, ensuring prolonged retention and controlled drug release.

5. High-Density Drug Delivery Systems
High-density systems are formulated with a density greater than that of gastric fluids. Because of this higher density, they sink to the bottom of the stomach and remain there for a longer duration. [11]

6. Magnetic Drug Delivery Systems
Magnetic systems contain a small internal magnet within the dosage form. An external magnet placed outside the body helps retain the dosage form in the stomach by magnetic attraction. [12]

IJARSCT
International Journal of Advanced Research in Science, Communication and Technology
International Open-Access, Double-Blind, Peer-Reviewed, Refereed, Multidisciplinary Online Journal
ISSN: 2581-9429
Volume 6, Issue 5, November 2026
Impact Factor: 8.2

7. Raft-Forming Drug Delivery Systems

Raft-forming systems create a gel-like floating layer (raft) when they come into contact with gastric fluids. This raft floats on the stomach contents and releases the drug slowly over time.

8. Ion-Exchange Resin Systems

In these systems, the drug is bound to ion-exchange resins. The release of the drug occurs slowly through ion exchange processes in the gastric environment, prolonging the duration of drug action.

9. Osmotic Controlled Systems

These systems utilize osmotic pressure to control the release of the drug. The osmotic pump mechanism allows a gradual and controlled drug release while the dosage form remains in the stomach.

10. Superporous Hydrogel Systems

Superporous hydrogels are materials that swell rapidly when they come into contact with gastric fluids. Their large pore structure allows quick swelling, which helps retain the dosage form in the stomach for an extended period.

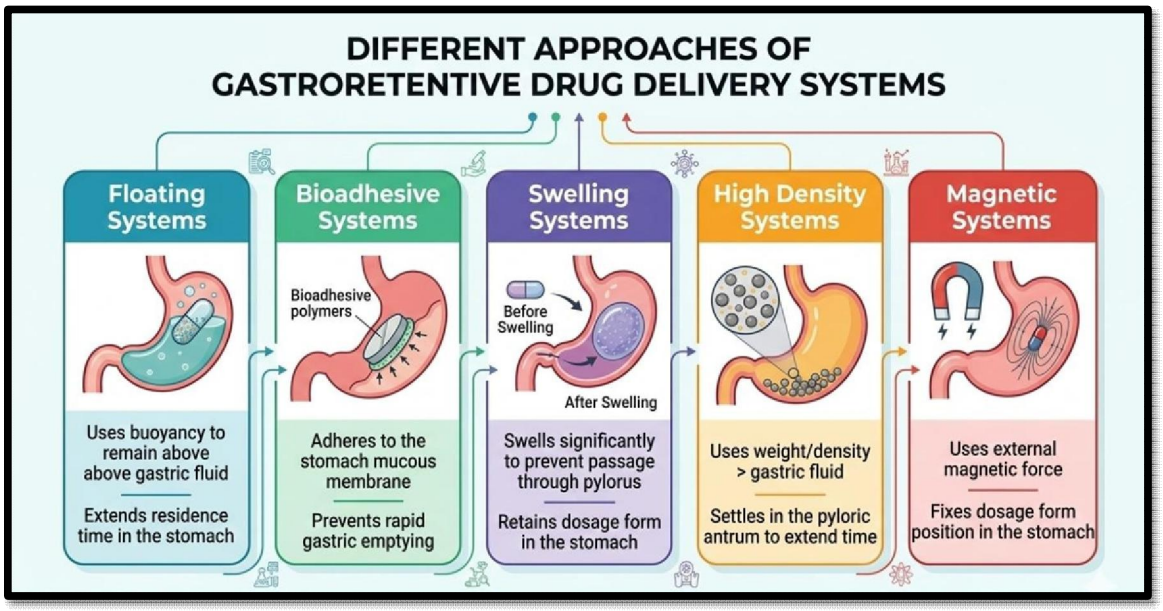

Figure 6 : Different Approaches of Gastroretentive Drug Delivery Systems

V. FACTORS AFFECTING GASTRIC RETENTION

The effectiveness of Gastroretentive Drug Delivery Systems (GRDDS) largely depends on several physiological and formulation-related factors. These factors determine how long the dosage form remains in the stomach and influence the overall performance of the drug delivery system. [13]

1. Density of Dosage Form

The density of the formulation plays a crucial role in gastric retention. Dosage forms with a density lower than gastric fluids tend to float on the stomach contents, while high-density systems sink to the bottom of the stomach. Proper adjustment of density helps maintain the dosage form in the gastric region for a longer time.

IJARSCT
International Journal of Advanced Research in Science, Communication and Technology
International Open-Access, Double-Blind, Peer-Reviewed, Refereed, Multidisciplinary Online Journal
ISSN: 2581-9429
Volume 6, Issue 5, November 2026
Impact Factor: 8.2

2. Size of the Dosage Form

The size of the formulation affects its ability to remain in the stomach. Larger dosage forms are less likely to pass quickly through the pyloric sphincter compared to smaller ones, which can increase gastric residence time.

3. Shape of the Dosage Form

The geometric shape of the dosage form also influences gastric retention. Certain shapes such as ring-shaped, tetrahedral, or elongated forms may remain in the stomach for longer periods compared to conventional tablet shapes.

4. Food Intake

The presence or absence of food in the stomach significantly affects gastric emptying. Food can delay gastric emptying and increase the residence time of the dosage form, which may enhance the effectiveness of GRDDS. [14]

5. Nature of the Meal

The type and composition of the food consumed (such as high-fat or high-protein meals) can influence gastric retention time. Heavy or fatty meals generally slow gastric emptying and allow the dosage form to remain longer in the stomach.

VI. APPLICATIONS OF GASTRORETENTIVE DRUG DELIVERY SYSTEMS (GRDDS)

Gastroretentive Drug Delivery Systems have several important pharmaceutical and therapeutic applications. These systems are especially beneficial for drugs that require prolonged residence in the stomach to achieve optimal therapeutic action. By maintaining the dosage form in the gastric region for an extended period, GRDDS enhances drug effectiveness and improves treatment outcomes.

1. Treatment of Gastric Ulcers

GRDDS is useful for delivering drugs that act directly on the stomach lining to treat gastric and peptic ulcers. Prolonged drug presence in the stomach improves the healing process and enhances therapeutic effectiveness.

2. Eradication of Helicobacter pylori Infection

Certain antibiotics used in the treatment of Helicobacter pylori infections benefit from prolonged gastric retention. GRDDS helps maintain a higher drug concentration in the stomach, improving the eradication of the bacteria.

3. Treatment of Acid-Related Disorders

Drugs used to manage acid-related conditions such as gastroesophageal reflux disease (GERD) and hyperacidity can be effectively delivered using GRDDS. Sustained release in the stomach helps maintain better acid control.

4. Controlled Delivery of Drugs Absorbed in the Upper Intestine

Some drugs are primarily absorbed in the stomach or upper part of the small intestine. GRDDS ensures that the drug remains in the absorption region for a longer time, thereby enhancing drug bioavailability.

5. Localized Drug Delivery in the Stomach

GRDDS is beneficial for drugs that are intended to act locally within the gastric region. Prolonged gastric retention allows the drug to exert its effect directly at the site of action.

VII. ADVANTAGES OF GASTRORETENTIVE DRUG DELIVERY SYSTEMS (GRDDS)

Gastroretentive drug delivery systems provide several advantages in pharmaceutical therapy by improving drug absorption, enhancing therapeutic effectiveness, and increasing patient convenience. [20]

IJARSCT
International Journal of Advanced Research in Science, Communication and Technology
International Open-Access, Double-Blind, Peer-Reviewed, Refereed, Multidisciplinary Online Journal
ISSN: 2581-9429
Volume 6, Issue 5, November 2026
Impact Factor: 8.2

1. Improved Bioavailability
Prolonged gastric residence time allows the drug to remain in the absorption region for a longer period, which enhances the overall bioavailability of the drug.

2. Controlled Drug Release
GRDDS formulations are designed to release the drug slowly and steadily over an extended duration, ensuring a consistent therapeutic effect.

3. Reduced Dosing Frequency
Sustained and controlled drug release decreases the need for frequent drug administration, making the treatment regimen simpler.

4. Improved Patient Compliance
With fewer doses required and a more convenient dosing schedule, patients are more likely to follow the prescribed treatment properly.

5. Targeted Drug Delivery
GRDDS is particularly useful for drugs that need to act directly in the stomach, enabling localized treatment and improving therapeutic efficiency.

VIII. LIMITATIONS OF GASTRORETENTIVE DRUG DELIVERY SYSTEMS (GRDDS)

Although Gastroretentive Drug Delivery Systems offer several therapeutic advantages, they also have certain limitations that may affect their suitability for some drugs and patients. These limitations must be carefully considered during formulation and clinical application.

1. Unsuitable for Gastric Irritating Drugs
GRDDS is not appropriate for drugs that can irritate or damage the gastric mucosa. Prolonged retention of such drugs in the stomach may increase the risk of gastric irritation or ulceration.

2. Instability in Acidic Environment
Some drugs are unstable in the acidic pH of gastric fluid. Since GRDDS keeps the drug in the stomach for a longer duration, drugs that degrade in acidic conditions are not suitable for this delivery system.

3. Variation in Gastric Emptying Time
Gastric emptying time can vary significantly among individuals due to factors such as age, diet, metabolism, and physiological conditions. These variations may influence the performance and predictability of gastroretentive systems.

4. Dependence on Food Intake
The presence or absence of food in the stomach can affect the retention time of GRDDS. In some cases, the system may work better when administered with food, which can limit its flexibility in dosing.

4. Patient Discomfort Due to Large Dosage Forms
Some gastroretentive formulations require larger dosage forms to ensure gastric retention. These larger tablets or capsules may cause discomfort or difficulty in swallowing for certain patients.

IJARSCT
International Journal of Advanced Research in Science, Communication and Technology
International Open-Access, Double-Blind, Peer-Reviewed, Refereed, Multidisciplinary Online Journal
ISSN: 2581-9429 Volume 6, Issue 5, November 2026 Impact Factor: 8.2

IX. FUTURE PROSPECTS OF GASTRORETENTIVE DRUG DELIVERY SYSTEMS (GRDDS)

Gastroretentive Drug Delivery Systems have gained significant attention in modern pharmaceutical research due to their ability to improve drug bioavailability and therapeutic effectiveness. Continuous advancements in pharmaceutical technology are expected to further enhance the development and application of GRDDS in the future.

1. Development of Advanced Polymers

Future research is focusing on the use of novel and biocompatible polymers that can improve swelling, adhesion, and floating properties of gastroretentive formulations. These advanced materials will help achieve better control over drug release.

2. Improved Drug Delivery Technologies

Emerging technologies such as nanotechnology and microencapsulation are expected to enhance the efficiency of GRDDS by providing more precise and controlled drug delivery.

3. Combination of Multiple Retention Mechanisms

Future formulations may combine different gastroretentive approaches, such as floating, swelling, and bioadhesive mechanisms, to improve gastric retention and drug release performance.

4. Application in Chronic Disease Management

GRDDS has great potential in the treatment of chronic diseases where long-term and controlled drug release is required, such as diabetes, neurological disorders, and gastrointestinal diseases.

5. Personalized Drug Delivery Systems

With advancements in pharmaceutical sciences, future GRDDS formulations may be designed according to individual patient needs, improving therapeutic outcomes and patient compliance.

6. Expansion in Targeted Drug Therapy

GRDDS may play an important role in targeted drug delivery, especially for drugs that act locally in the stomach or upper part of the small intestine.

7. Integration with Smart Drug Delivery Systems

Future research may integrate GRDDS with smart drug delivery technologies that respond to physiological conditions such as pH, enzymes, or temperature for more precise drug release.

X. FUTURE PROSPECTS OF GASTRORETENTIVE DRUG DELIVERY SYSTEMS (GRDDS)

Gastroretentive Drug Delivery Systems have gained significant attention in modern pharmaceutical research due to their ability to improve drug bioavailability and therapeutic effectiveness. Continuous advancements in pharmaceutical technology are expected to further enhance the development and application of GRDDS in the future. [21]

1. Development of Advanced Polymers

Future research is focusing on the use of novel and biocompatible polymers that can improve swelling, adhesion, and floating properties of gastroretentive formulations. These advanced materials will help achieve better control over drug release.

IJARSCT
International Journal of Advanced Research in Science, Communication and Technology
International Open-Access, Double-Blind, Peer-Reviewed, Refereed, Multidisciplinary Online Journal
ISSN: 2581-9429
Volume 6, Issue 5, November 2026
Impact Factor: 8.2

2. Improved Drug Delivery Technologies
Emerging technologies such as nanotechnology and microencapsulation are expected to enhance the efficiency of GRDDS by providing more precise and controlled drug delivery.

3. Combination of Multiple Retention Mechanisms
Future formulations may combine different gastroretentive approaches, such as floating, swelling, and bioadhesive mechanisms, to improve gastric retention and drug release performance.

4. Application in Chronic Disease Management
GRDDS has great potential in the treatment of chronic diseases where long-term and controlled drug release is required, such as diabetes, neurological disorders, and gastrointestinal diseases.

5. Personalized Drug Delivery Systems
With advancements in pharmaceutical sciences, future GRDDS formulations may be designed according to individual patient needs, improving therapeutic outcomes and patient compliance.

6. Expansion in Targeted Drug Therapy
GRDDS may play an important role in targeted drug delivery, especially for drugs that act locally in the stomach or upper part of the small intestine.

7. Integration with Smart Drug Delivery Systems
Future research may integrate GRDDS with smart drug delivery technologies that respond to physiological conditions such as pH, enzymes, or temperature for more precise drug release.

XI. CONCLUSION

The Gastroretentive Drug Delivery System (GRDDS) represents a significant advancement in the field of oral drug delivery technology. By extending the residence time of dosage forms in the stomach, GRDDS enhances the opportunity for drug absorption in the upper gastrointestinal tract, which ultimately improves bioavailability and therapeutic effectiveness. This system is particularly useful for drugs that have a narrow absorption window, are more soluble in acidic environments, or are intended to act locally in the stomach. Through controlled and sustained drug release, GRDDS can also help maintain stable plasma drug concentrations and reduce the frequency of dosing, thereby improving patient compliance. Although certain limitations such as variations in gastric motility, dependence on food intake, and formulation challenges still exist, continuous research and advancements in pharmaceutical technologies are helping to overcome these obstacles. With the development of innovative formulation strategies and improved drug delivery techniques, GRDDS continues to gain importance in pharmaceutical research. Overall, gastroretentive drug delivery systems offer promising potential for enhancing drug performance and achieving better therapeutic outcomes, especially in the management of gastrointestinal disorders and drugs requiring prolonged gastric retention..

REFERENCES

1) Streubel A, Siepmann J, Bodmeier R. Gastroretentive drug delivery systems. Expert Opin Drug Deliv. 2006 Mar;3(2):217-33. doi: 10.1517/17425247.3.2.217. PMID: 16506949.
2) Arora S, Ali J, Ahuja A, Khar RK, Baboota S. Floating drug delivery systems: a review. AAPS PharmSciTech. 2005 Oct 19;6(3):E372-90. doi: 10.1208/pt060347. PMID: 16353995; PMCID: PMC2750381.
3) Deshpande AA, Shah NH, Rhodes CT, Malick W. Development of a novel controlled-release system for gastric retention. Pharm Res. 1997 Jun;14(6):815-9. doi: 10.1023/a:1012171010492. PMID: 9210203.

IJARSCT
International Journal of Advanced Research in Science, Communication and Technology
International Open-Access, Double-Blind, Peer-Reviewed, Refereed, Multidisciplinary Online Journal
ISSN: 2581-9429 Volume 6, Issue 5, November 2026 Impact Factor: 8.2

4) Singh BN, Kim KH. Floating drug delivery systems: an approach to oral controlled drug delivery via gastric retention. J Control Release. 2000 Feb 3;63(3):235-59. doi: 10.1016/s0168-3659(99)00204-7. PMID: 10601721.
5) Hoffman A. Pharmacodynamic aspects of sustained release preparations. Adv Drug Deliv Rev. 1998 Sep 7;33(3):185-199. doi: 10.1016/s0169-409x(98)00027-1. PMID: 10837659.
6) Rouge, N., Buri, P., & Doelker, E. (1996). Drug absorption sites in the gastrointestinal tract and dosage forms for site-specific delivery. International Journal of Pharmaceutics, 136, 117-139.
7) Aseem Kumar, Anil Kumar Sharma, Rohit Dutt. A Review of Gastro-retentive Drug Delivery Systems for Antidiabetics and its present status. Research J. Pharm. and Tech. 2021; 14(1):538-546. doi: 10.5958/0974-360X.2021.00098.6.
8) Talukder R, Fassihi R. Gastroretentive delivery systems: hollow beads. Drug Dev Ind Pharm. 2004 Apr;30(4):405-12. doi: 10.1081/ddc-120030935. PMID: 15132183.
9) Jassal, M., Nautiyal, U., Kundlas, J., & Singh, D. (2015). A review: Gastroretentive drug delivery system (grdds). Indian journal of pharmaceutical and biological research, 3(1), 82.
10) Klausner EA, Lavy E, Friedman M, Hoffman A. Expandable gastroretentive dosage forms. J Control Release. 2003 Jun 24;90(2):143-62. doi: 10.1016/s0168-3659(03)00203-7. PMID: 12810298.
11) Davis SS. Formulation strategies for absorption windows. Drug Discov Today. 2005 Feb 15;10(4):249-57. doi: 10.1016/S1359-6446(04)03351-3. PMID: 15708743.
12) Gröning, R., & Heun, G. (1984). Oral Dosage Forms with Controlled Gastrointestinal Transit. Drug Development and Industrial Pharmacy, 10(4), 527–539. https://doi.org/10.3109/03639048409041405
13) Moës AJ. Gastroretentive dosage forms. Crit Rev Ther Drug Carrier Syst. 1993;10(2):143-95. PMID: 8370085.
14) Hua S. (2020). Advances in Oral Drug Delivery for Regional Targeting in the Gastrointestinal Tract - Influence of Physiological, Pathophysiological and Pharmaceutical Factors. Frontiers in pharmacology, 11, 524. https://doi.org/10.3389/fphar.2020.
15) Bardonnet, P. L., Faivre, V., Pugh, W. J., Piffaretti, J. C., & Falson, F. (2006). Gastroretentive dosage forms: overview and special case of Helicobacter pylori. Journal of controlled release : official journal of the Controlled Release Society, 111(1-2), 1–18. https://doi.org/10.1016/j.jconrel.2005.10.031
16) Chawla, G., Gupta, P.K., Koradia, V., & Bansal, A.K. (2003). A Means to Address Regional Variability in Intestinal Drug Absorption. Pharmaceutical technology, 27, 50-68.
17) Streubel, A., Siepmann, J., & Bodmeier, R. (2003). Floating matrix tablets based on low density foam powder: effects of formulation and processing parameters on drug release. European journal of pharmaceutical sciences : official journal of the European Federation for Pharmaceutical Sciences, 18(1), 37–45. https://doi.org/10.1016/s0928-0987(02)00223-3
18) Prabu, S. L., Suriyaprakash, T. N. K., Ruckmani, K., & Thirumurugan, R. (2015). Biopharmaceutics and pharmacokinetics. Basic Pharmacokinetic Concepts and Some Clinical Applications.
19) Kaur B, Sharma S, Sharma G, Saini R, Singh S, Nagpal M, Jain UK, Sharma M. A Review of Floating Drug Delivery System. Asian Journal of Biomedical and Pharmaceutical Sciences 2013; 3(24):1-6.
20) Yashomita Mehta, Sunita Nirban, Sunil Kumar, Kuldeep Malodia, Pankaj Rakha, Manju Nagpal. Gastroretentive Drug Delivery Systems: A Promising Approach. Research J. Pharma. Dosage Forms and Tech. 2011; 3(1): 01-06.
21) Whitehead, L., Fell, JT., & Collett, JH. (1996). Development of a gastroretentive dosage form. Eur. J. Pharm. Sci., 4.