IJARSCT
International Journal of Advanced Research in Science, Communication and Technology
International Open-Access, Double-Blind, Peer-Reviewed, Refereed, Multidisciplinary Online Journal
ISSN: 2581-9429
Volume 6, Issue 5, November 2026
Impact Factor: 8.2

Modern Formulation Strategies to Enhance Bioavailability and Adherence in Antiviral Therapy: A Review

Drx. Sameer Shaikh[1], Dr. Bhagwan M. Kale[2], Priyanka A. Shinde[3], Sonal Shelke[4], Aarti Shelke[5]
Assistant Professor[1], Principal[2], [3-5]Students
Shri Goraksha College of Pharmacy and Research Centre, Khamgaon, Maharashtra, India

Abstract : *Antiviral drugs are therapeutic agents designed to inhibit viral replication or interfere with virus–host interactions, playing a vital role in managing infections such as influenza, human immunodeficiency virus infection, hepatitis C, herpes viruses, and severe acute respiratory syndrome coronavirus 2. Among various dosage forms, oral solid formulations—tablets, capsules, and powders for suspension—are the most preferred due to their ease of administration, patient compliance, and large-scale manufacturing feasibility. However, developing these formulations presents several challenges, including poor aqueous solubility, chemical instability, high dosage requirements, and inconsistent bioavailability. This review highlights the mechanisms of antiviral action, representative drug examples, and key formulation strategies to optimize oral dosage forms. Marketed products such as oseltamivir, valacyclovir, and molnupiravir are used to illustrate how formulation choices address specific challenges. Emphasis is placed on excipient selection, manufacturing techniques, and advanced approaches for enhancing solubility and stability. Additionally, the review discusses quality control measures, regulatory perspectives, and emerging innovations in oral antiviral drug development aimed at improving therapeutic efficacy and patient safety.*

Keywords: Antiviral drugs, Oral solid formulations, Tablets, Capsules, Powders, Bioavailability..

I. INTRODUCTION

Antiviral therapy has undergone remarkable evolution over the past few decades, expanding from a limited set of treatments to a diverse array of small-molecule inhibitors and biologics. This evolution has been accelerated by global health crises such as influenza epidemics and the coronavirus disease 2019 (COVID-19) pandemic, highlighting the urgent need for effective antiviral interventions to manage viral infections and prevent large-scale outbreaks.

Small-molecule inhibitors play a critical role in antiviral therapy by targeting specific stages of the viral life cycle. Nucleoside and nucleotide analogues mimic natural nucleotides, incorporate into viral RNA or DNA, and terminate replication prematurely, making them essential in treating infections like human immunodeficiency virus (HIV), hepatitis B and C, and herpes simplex virus (Fig. 1).

Copyright to IJARSCT
www.ijarsct.co.in
DOI: 10.48175/568

IJARSCT
International Journal of Advanced Research in Science, Communication and Technology
International Open-Access, Double-Blind, Peer-Reviewed, Refereed, Multidisciplinary Online Journal
ISSN: 2581-9429
Volume 6, Issue 5, November 2026
Impact Factor: 8.2

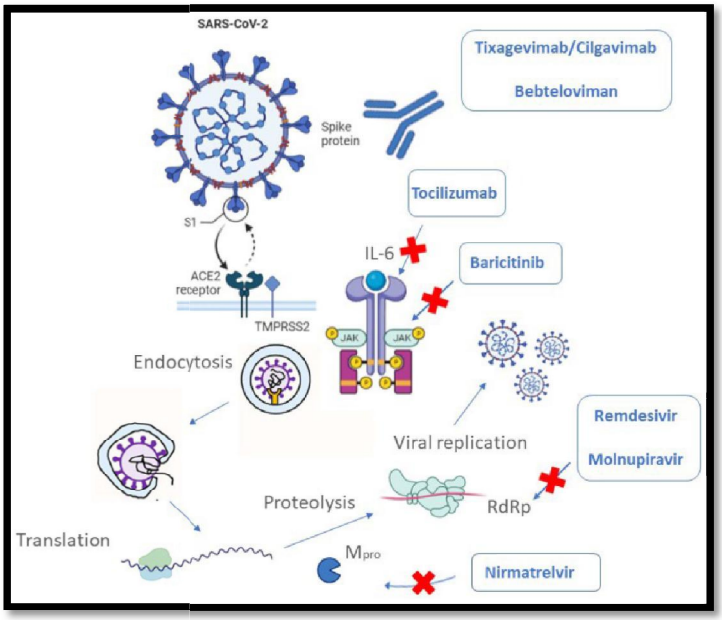

Fig. 1: Antiviral drug therapy

Protease inhibitors block viral proteases, preventing viral protein maturation necessary for viral infectivity, commonly used in HIV and hepatitis C management. Neuraminidase inhibitors prevent the release of new viral particles from infected cells, limiting the spread of influenza viruses. Polymerase inhibitors interfere with viral RNA or DNA polymerases, enzymes crucial for replication, and are applied in treating influenza and coronavirus infections.

Biologics, including monoclonal antibodies and interferons, represent a newer class of antiviral agents. These therapies target specific viral proteins or components of the immune system, providing precise and potent antiviral effects. For example, monoclonal antibodies have been developed to neutralize severe acute respiratory syndrome coronavirus 2 (SARS-CoV-2), the virus responsible for COVID-19, offering targeted treatment options for infected patients.

In the past two decades, there has been significant progress in oral antiviral therapies, spurred by urgent needs during the COVID-19 pandemic. Orally administered drugs allow outpatient treatment and reduce the burden on healthcare facilities. Examples include Nirmatrelvir/Ritonavir (Paxlovid), which inhibits SARS-CoV-2 protease and reduces severe disease risk; Molnupiravir (Lagevrio), which induces errors in viral RNA to hinder replication; and Ensitrelvir, a novel oral therapy under review for post-exposure prevention of COVID-19. These advances demonstrate the importance of oral formulations in improving patient compliance and accessibility.

Pediatric considerations are critical in antiviral therapy, as children are susceptible to various viral infections. Oral tablets, capsules, and powders for reconstitution are particularly important for outpatient and pediatric care, ensuring safe and effective dosing in younger populations. Ongoing research and clinical trials focus on optimizing these formulations for safety, efficacy, and acceptability in children.

Finally, ensuring global access and equity remains a significant challenge. Many antiviral drugs are costly, limiting availability in low- and middle-income countries. Strategies to overcome this include developing generic formulations, fostering international collaborations, and implementing programs to reduce medication costs.[1]

II. MECHANISMS OF ANTIVIRAL ACTION

Antiviral drugs act by targeting specific stages of the viral life cycle, thereby preventing replication, assembly, or release of viral particles. Understanding these mechanisms is crucial not only for selecting appropriate therapy but also

IJARSCT
International Journal of Advanced Research in Science, Communication and Technology
International Open-Access, Double-Blind, Peer-Reviewed, Refereed, Multidisciplinary Online Journal
ISSN: 2581-9429
Volume 6, Issue 5, November 2026
Impact Factor: 8.2

for optimizing drug formulation, route of administration, and pharmacokinetic properties. The major mechanisms of antiviral action can be categorized as follows (Fig. 2):

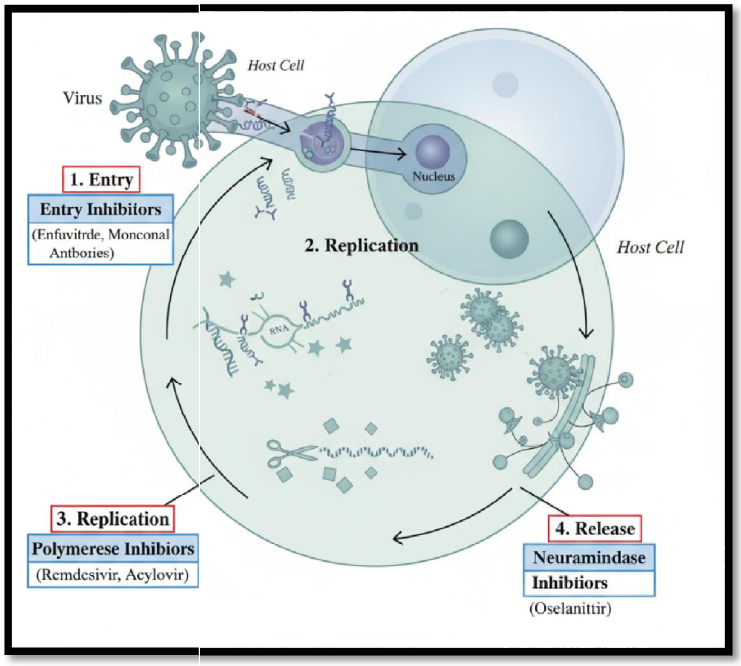

Fig. 2: Mechanism of action of major classes of antiviral drugs

2.1 Inhibition of viral entry or fusion

The first step in viral infection is entry into the host cell, which often involves binding to specific cellular receptors and fusion of the viral envelope with the host membrane. Drugs that inhibit viral entry or fusion prevent the virus from entering host cells, effectively halting infection at the earliest stage. For example, enfuvirtide, used in HIV therapy, blocks the fusion of the viral envelope with the host cell membrane. In the context of SARS-CoV-2, monoclonal antibodies can bind to the spike protein, preventing interaction with the angiotensin-converting enzyme 2 (ACE2) receptor.

2.2 Inhibition of viral polymerases

Viral polymerases, such as RNA-dependent RNA polymerase (RdRp) or DNA polymerases, are critical for viral genome replication. Nucleoside and nucleotide analogues mimic natural nucleotides and are incorporated into viral nucleic acids, causing premature chain termination. Common examples include acyclovir, which inhibits herpes simplex virus DNA polymerase, and remdesivir, an intravenous prodrug used for SARS-CoV-2 infection. Formulation considerations are critical for this class: acyclovir.

2.3 Protease inhibition

Viral proteases are enzymes required to cleave viral polyproteins into functional structural and non-structural proteins necessary for viral maturation. Protease inhibitors are particularly important in HIV and hepatitis C virus (HCV) treatment. Drugs such as lopinavir, ritonavir, and simeprevir inhibit these viral proteases, preventing production of mature, infectious virions. Oral formulations are commonly used for outpatient therapy, and co-formulation with pharmacokinetic enhancers (e.g., ritonavir boosting) can improve drug exposure and efficacy.

2.4 Neuraminidase inhibition

Neuraminidase is an enzyme expressed on the surface of influenza viruses, facilitating the release of progeny virions from infected cells. Neuraminidase inhibitors, such as oseltamivir, bind to the active site of the enzyme, blocking viral

IJARSCT
International Journal of Advanced Research in Science, Communication and Technology
International Open-Access, Double-Blind, Peer-Reviewed, Refereed, Multidisciplinary Online Journal
ISSN: 2581-9429 Volume 6, Issue 5, November 2026 Impact Factor: 8.2

spread. Oral prodrug formulations (e.g., oseltamivir phosphate) improve absorption and systemic availability, making these drugs convenient for early outpatient therapy during influenza outbreaks.

2.5 Capsid or assembly inhibitors

Some antivirals target the structural proteins involved in viral capsid formation or the assembly of new virions. By disrupting proper assembly, these agents prevent the formation of infectious particles. Formulation strategies may include oral tablets or powders for reconstitution to optimize pediatric dosing and compliance.[2]

III. REPRESENTATIVE ANTIVIRAL DRUGS AND MARKETED ORAL DOSAGE FORMS

The development of oral antiviral formulations must consider efficacy, bioavailability, patient compliance, stability, and population-specific needs, such as pediatric therapy. Below is a systematic overview of representative antiviral drugs and their marketed oral dosage forms (Table 1 and Fig. 3):

Table 1: Examples of marketed oral antivirals and their formulations

Sr. No.	Drug	Dosage Form	Target Virus	Key Challenge	Solution / Technology
1.	Oseltamivir	Capsule / Powder	Influenza	Stability	Dry-powder tech
2.	Valacyclovir	Tablet	Herpes simplex virus /Varicella-zoster virus	Poor solubility	Prodrug design
3.	Molnupiravir	Tablet	SARS-CoV-2	Rapid absorption	Solid dispersion

3.1 Oseltamivir (Tamiflu)

- **Formulation Types:** Hard gelatin capsules and powder for oral suspension (reconstituted).
- **Clinical Use**: Primarily for influenza treatment and prophylaxis.
- **Pediatric Considerations:** Oral suspensions are essential for children who cannot swallow capsules.
- **Formulation Challenges:**
  - ✓ Reconstituted suspensions have limited stability, necessitating proper storage and timely use.
  - ✓ Dry-powder formulations are being explored to enhance shelf-life and ease of use in pediatric populations.[3]

3.2 Acyclovir / valacyclovir (Valtrex)

- Formulation Types:
- Acyclovir: tablets and oral suspensions.
- Valacyclovir: tablets (prodrug of acyclovir with improved oral bioavailability).
- Clinical Use: Treatment of herpes simplex virus infections, varicella-zoster virus, and prophylaxis in immunocompromised patients.
- Formulation Challenges:
  - ✓ High tablet mass for valacyclovir can complicate manufacturing and swallowing.
  - ✓ Fast-disintegrating or taste-masked tablets are used to improve pediatric acceptability and orodispersible administration.
- Advantages: Prodrug design enhances oral absorption, achieving effective plasma concentrations with fewer doses.[4]

3.3 Direct-acting antivirals (DAAs) for hepatitis C virus (HCV)

- **Formulation Types:** Primarily oral tablets.
- **Clinical Use**: Target specific viral proteins (e.g., NS5A, NS5B polymerase, NS3/4A protease) to achieve high sustained virologic response rates.

IJARSCT
International Journal of Advanced Research in Science, Communication and Technology
International Open-Access, Double-Blind, Peer-Reviewed, Refereed, Multidisciplinary Online Journal
ISSN: 2581-9429
Volume 6, Issue 5, November 2026
Impact Factor: 8.2

- **Formulation Challenges:**
  - ✓ Solubility and bioavailability optimization is critical to ensure therapeutic efficacy.
  - ✓ Fixed-dose combinations are often employed to simplify therapy and improve adherence.[5]

3.4 SARS-CoV-2 oral antivirals (molnupiravir, nirmatrelvir/ritonavir [Paxlovid])

- Formulation Types: Oral tablets designed for outpatient use.
- Clinical Use: Early intervention in COVID-19 to reduce hospitalization and severe disease.
- Formulation Advantages:
  - ✓ Tablet form allows rapid, large-scale distribution and ease of administration outside hospital settings.
  - ✓ Dosing regimens and formulation design prioritize adherence, stability, and rapid onset of action.
- Regulatory and Clinical Guidance: the World Health Organization (WHO) and the U.S. Food and Drug Administration (FDA) provide living guidelines to inform clinical use and track evolving recommendations.[6]

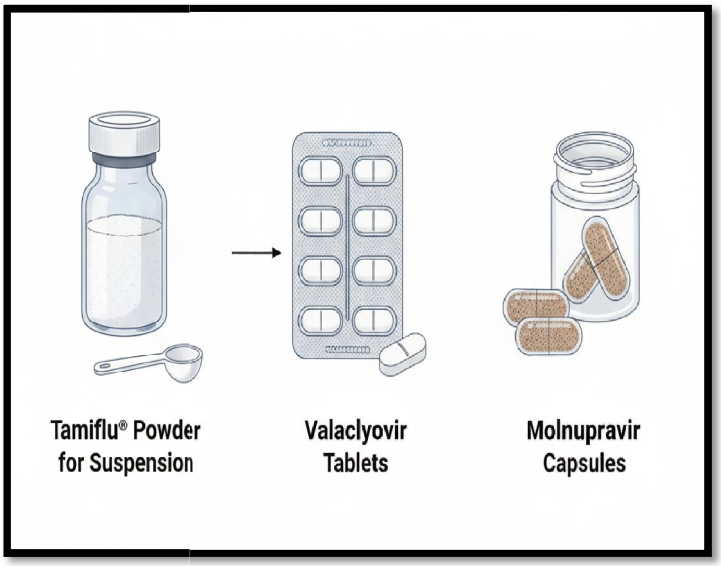

Fig. 3: Representative oral antiviral formulations

IV. FORMULATION TYPES: OVERVIEW & DECISION DRIVERS

The selection of an appropriate oral dosage form—tablet, capsule, or powder for reconstitution—is a critical aspect of antiviral drug development. The choice is guided by a combination of physicochemical, clinical, and patient-centered factors (Table 2):

4.1 Active pharmaceutical ingredient (API) dose and bulk

- High-dose APIs may favor capsule or powder formulations to reduce tablet size and improve swallowability.
- Low-dose APIs can often be formulated as tablets without significant size or weight concerns.

4.2 API stability

- Solid-state stability: Stable APIs are suitable for conventional tablets and capsules.
- Hygroscopic or moisture-sensitive APIs: Powders for reconstitution or specially coated tablets may be required to protect the drug from degradation.

4.3 Water solubility

- Poorly water-soluble drugs require solubility-enhancing strategies, such as solid dispersions in tablets or inclusion in capsule fill materials.

IJARSCT
International Journal of Advanced Research in Science, Communication and Technology
International Open-Access, Double-Blind, Peer-Reviewed, Refereed, Multidisciplinary Online Journal
ISSN: 2581-9429
Volume 6, Issue 5, November 2026
Impact Factor: 8.2

- Highly soluble APIs may be formulated as conventional immediate-release tablets or suspensions.

4.4 Target population

- Pediatric patients: Powders for reconstitution or orodispersible tablets facilitate dosing and administration.
- Elderly patients: Tablets with modified-release or easier swallowing (smaller size, film coating) improve adherence.

4.5 Desired release profile

- Immediate-release formulations: Allow rapid drug absorption and onset of action, suitable for acute viral infections.
- Modified-release or sustained-release forms: Provide controlled drug exposure, reduce dosing frequency, and improve patient compliance in chronic viral infections.

4.6 Manufacturing capacities and considerations

- Tablet compression, capsule filling, and powder handling require different equipment and processing expertise.
- Scale-up feasibility and cost-effectiveness influence the selection of the dosage form for commercial production.

4.7 Patient adherence and acceptability

- Ease of administration, taste masking, and flexibility in dosing (e.g., reconstitutable powders) directly affect adherence, particularly in pediatric and outpatient populations.

4.8 Regulatory frameworks

- Agencies such as the International Council for Harmonisation (ICH), the European Medicines Agency (EMA), and the FDA provide guidelines to ensure quality, safety, and bioequivalence of oral dosage forms.
- Immediate-release solid oral forms must comply with stringent regulatory standards regarding dissolution, stability, and uniformity of dosage units.[7]

Table 2: Formulation type vs. selection criteria

Sr. No.	Criterion	Tablet	Capsule	Powder
1.	Dose Range	Low	Moderate	Variable
2.	Stability	High	Medium	Depends on moisture
3.	Pediatric Use	Limited	Moderate	Excellent
4.	Manufacturing Ease	High	Moderate	High

V. TABLET FORMULATIONS (IMMEDIATE-RELEASE & MODIFIED)

Tablets remain the most widely used oral dosage form for antiviral drugs, offering versatility in dose strength, patient compliance, and stability. Designing both immediate-release and modified-release tablets requires careful consideration of formulation, API properties, and manufacturing processes (Fig. 4).

IJARSCT
International Journal of Advanced Research in Science, Communication and Technology
International Open-Access, Double-Blind, Peer-Reviewed, Refereed, Multidisciplinary Online Journal
ISSN: 2581-9429
Volume 6, Issue 5, November 2026
Impact Factor: 8.2

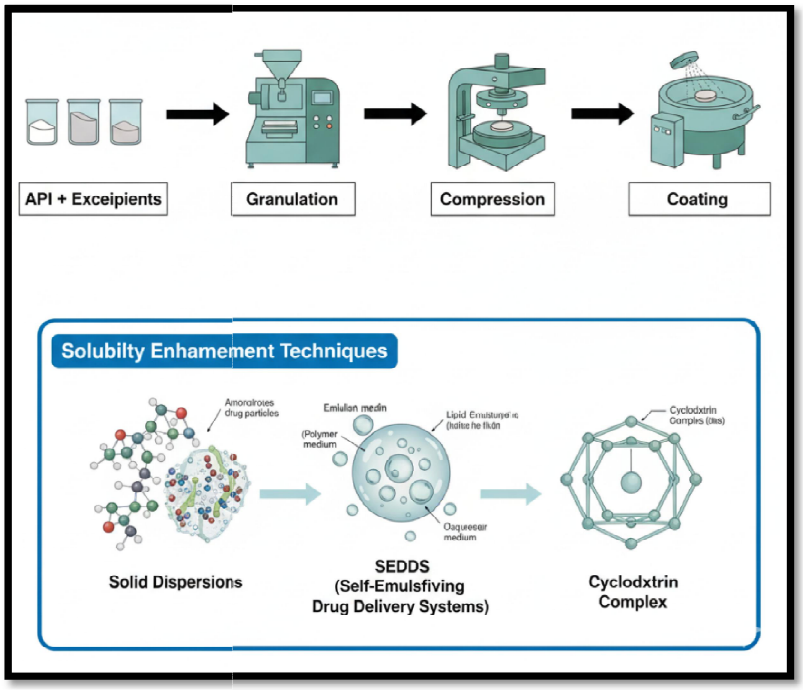

Fig. 4: Tablet manufacturing and solubility enhancement techniques

5.1 Design considerations

- **Selection of Manufacturing Method:**
  - ✓ **Direct Compression:** Simplest method, fewer processing steps, cost-effective, suitable for APIs with good flow and compressibility.
  - ✓ **Wet Granulation:** Enhances content uniformity, particularly for low-dose APIs; improves powder flow and compressibility; stabilizes moisture-sensitive APIs.
  - ✓ **Dry Granulation (Slugging or Roller Compaction):** Applied for moisture-sensitive APIs or heat-labile compounds; provides improved compressibility for large-dose tablets.
- **Large-Dose Antivirals:** High-dose APIs or prodrugs (e.g., valacyclovir) may necessitate multiparticulate approaches or larger tablets to maintain acceptable size for patient compliance.

5.2 Role of excipients

- **Fillers/Binders:** Microcrystalline cellulose, pregelatinized starch, lactose—provide bulk, improve compressibility, and maintain tablet integrity.
- **Disintegrants:** Croscarmellose sodium, sodium starch glycolate—facilitate rapid tablet disintegration for immediate-release formulations.
- **Lubricants:** Magnesium stearate, sodium stearyl fumarate—reduce friction during tablet ejection and prevent sticking.
- **Glidants:** Talc, colloidal silicon dioxide—improve powder flow during manufacturing.
- **Film Coatings:** Protect against moisture, mask unpleasant taste, or modify drug release; essential for pediatric formulations and hygroscopic drugs.[8]

5.3 Solubility and bioavailability enhancement strategies

- **Micronization:** Reduces particle size to increase surface area, enhancing dissolution of poorly soluble drugs.
- **Solid Dispersions:** Amorphous dispersions improve wettability and dissolution rates.

IJARSCT
International Journal of Advanced Research in Science, Communication and Technology
International Open-Access, Double-Blind, Peer-Reviewed, Refereed, Multidisciplinary Online Journal
ISSN: 2581-9429
Volume 6, Issue 5, November 2026
Impact Factor: 8.2

- **Lipid-Based Systems:** Self-emulsifying drug delivery systems (SEDDS) enhance oral absorption of lipophilic antivirals.
- **Cyclodextrin Inclusion Complexes:** Encapsulation improves solubility and stability.
- **Hot-Melt Extrusion:** Enables uniform distribution of drug in polymer matrices for enhanced solubility (Table 3).
- **Formulation Challenge:** For high-dose, poorly soluble molecules, particle size reduction must be balanced against risk of recrystallization, which can reduce stability and bioavailability.[9]

5.4 Manufacturing and process considerations

- **Wet Granulation:** Improves content uniformity, suitable for low-dose or poorly flowing APIs.
- **Direct Compression:** Reduces processing steps, lower cost, requires robust API properties and flowable excipient blends.
- **Dry Granulation:** Suitable for moisture- or heat-sensitive drugs, maintains compressibility.[10]

5.5 In-process and quality control

- **Weight Uniformity:** Ensures consistent dosing.
- **Hardness & Friability:** Confirms mechanical strength and resistance to breaking during handling.
- **Disintegration Testing:** Ensures tablets break down appropriately in the gastrointestinal tract.
- **Dissolution Testing:** Verifies release profile and bioavailability per pharmacopeial standards.
- **Stability Testing:** Conducted under ICH conditions (temperature, humidity) to ensure shelf-life and efficacy over time.[10]

Table 3: Solubility enhancement methods and applications

Sr. No.	Technique	Description	Suitable API Type	Example Antiviral
1.	Solid Dispersion	Drug in polymer matrix	Poorly soluble	Favipiravir
2.	Lipid-based (SEDDS)	Self-emulsifying system	Lipophilic	Ritonavir
3.	Cyclodextrin Complex	Inclusion complex	Moderate solubility	Oseltamivir

VI. CAPSULE FORMULATIONS (HARD GELATIN / HYDROXYPROPYL METHYLCELLULOSE)

Capsules are a versatile oral dosage form that can accommodate powders, granules, or pellets. They are particularly useful for moderate-dose APIs, drugs requiring taste or odor masking, and formulations needing delayed or enteric release. Capsules also facilitate patient compliance by providing a convenient, easy-to-swallow dosage form without the need for film coating.[11]

6.1 When to choose capsules

- **Moderate-Dose APIs:** Capsules are ideal when the API quantity is too large for conventional tablets but not excessively high to require multiparticulate systems.
- **Ease of Swallowing:** Capsules are often preferred for patients with difficulty swallowing large tablets, such as pediatric or elderly populations.
- **Taste/Odor Masking:** Encapsulation allows masking of unpleasant API taste or odor without requiring a film coating.
- **Modified or Enteric Release:** Multiparticulate pellets or coated granules can be filled into capsules to achieve delayed or controlled drug release.

6.2 Manufacturing advantages

- Capsules simplify production compared to tablet compression, as powders, granules, or pellets can be directly filled.
- Multiparticulate pellets can be coated with polymers to control release kinetics and then encapsulated, allowing flexible formulation design.

IJARSCT
International Journal of Advanced Research in Science, Communication and Technology
International Open-Access, Double-Blind, Peer-Reviewed, Refereed, Multidisciplinary Online Journal
ISSN: 2581-9429 Volume 6, Issue 5, November 2026 Impact Factor: 8.2

- Hard gelatin capsules and hydroxypropyl methylcellulose (HPMC) capsules are commonly used, with HPMC preferred for vegetarian or moisture-sensitive applications.

6.3 Excipients used in filled powders

- **Diluents/Fillers:** Lactose, microcrystalline cellulose (MCC) to add bulk and improve flow.
- **Disintegrants:** Facilitate capsule content dispersion upon ingestion.
- **Glidants:** Colloidal silicon dioxide improves powder flow during filling.
- **Lubricants:** Ensure smooth filling and prevent powder adhesion to equipment.[11]

6.4 Powder-in-capsule and multiparticulate systems

- **Dose Flexibility:** Powder-in-capsule and multiparticulate formats allow splitting of doses, particularly useful for pediatric administration.
- **Taste Masking:** Coated beads or pellets within capsules can mask bitter APIs.
- **Controlled Release:** Coating of pellets enables sustained or delayed release profiles within a single capsule.
- **Quality Control Challenges:** Ensuring fill weight uniformity, preventing segregation of multiparticulates, and maintaining content uniformity are critical considerations.[12]

VII. POWDERS FOR RECONSTITUTION / DRY SYRUPS / ORAL POWDERS

Powder formulations, including dry syrups and powders for suspension, are indispensable for pediatric therapy and situations where liquid stability is limited. These dosage forms allow flexible dosing, ease of administration, and improved patient compliance, especially in children who cannot swallow tablets or capsules.[13]

7.1 Applications and advantages

- **Pediatric Dosing:** Powders for reconstitution allow precise weight-based dosing, which is critical for antiviral therapies in children.
- **Liquid Stability Limitations:** Some APIs are unstable in aqueous solutions; dry powders extend shelf-life and maintain chemical stability until reconstitution.
- **Ease of Administration:** Powders can be reconstituted immediately prior to use, ensuring the drug is fresh and effective.

7.2 Formulation components

- **Bulking Agents:** Provide adequate volume for accurate dosing and ensure uniform dispersion.
- **Suspending Agents:** Xanthan gum and povidone stabilize the reconstituted suspension, preventing sedimentation and ensuring consistent dosing.
- **Flavoring Agents and Sweeteners:** Improve palatability, essential for pediatric acceptance.
- **Preservatives and Antioxidants:** Protect against microbial contamination and oxidative degradation, maintaining safety and efficacy of the suspension.

7.3 Representative examples

- **Oseltamivir:** A widely used antiviral available as a powder for oral suspension, specifically formulated for pediatric use. Critical considerations include reconstitution stability, taste masking, and microbial control to ensure safe administration.

7.4 Advanced powder technologies

- **Spray-Drying:** Produces uniform, porous powders with improved solubility and dissolution rates.
- **Freeze-Drying (Lyophilization):** Generates highly stable, amorphous powders, particularly useful for heat-sensitive APIs.
- **Spray-Freeze Drying:** Combines rapid freezing and drying to produce porous powders with enhanced dissolution properties.
- **Purpose of Advanced Technologies:** These methods can create amorphous dispersions or porous structures, increasing surface area and improving the bioavailability of poorly soluble antiviral drugs.[14]

IJARSCT
International Journal of Advanced Research in Science, Communication and Technology
International Open-Access, Double-Blind, Peer-Reviewed, Refereed, Multidisciplinary Online Journal
ISSN: 2581-9429
Volume 6, Issue 5, November 2026
Impact Factor: 8.2

VIII. ANALYTICAL AND REGULATORY CONSIDERATIONS

The development and commercialization of antiviral oral dosage forms require rigorous analytical evaluation and strict adherence to regulatory guidelines to ensure safety, efficacy, and quality. Regulatory agencies such as the U.S. Food and Drug Administration (FDA), European Medicines Agency (EMA), and International Council for Harmonisation (ICH) provide comprehensive frameworks for manufacturing, quality control, and clinical evaluation of oral antivirals (Table 4).

Table 4: Regulatory guidelines and quality parameters for oral antivirals

Sr. No.	Parameter	Standard / Guidance	Agency	Reference
1.	Bioequivalence	ICH M13A / FDA M13A	FDA / ICH	[11,12]
2.	Impurity Limits	ICH Q3A / Q3B	ICH	[15]
3.	Stability Testing	ICH Q1A	ICH	[16]

8.1 Regulatory expectations

- **Bioequivalence:** Regulatory authorities mandate that generic or new formulations demonstrate comparable bioavailability to reference products, ensuring therapeutic equivalence.
- **Manufacturing Controls:** Good Manufacturing Practice (GMP) requirements cover facility standards, equipment validation, in-process controls, and documentation to maintain consistent product quality.
- **Impurity Profiling:** Identification and quantification of impurities, including degradation products, is critical. Regulatory limits must be met to ensure patient safety.
- **Stability Testing:** Comprehensive studies under ICH-specified conditions (temperature, humidity, and light) assess shelf-life, packaging compatibility, and long-term drug integrity.

8.2 Guidance for immediate-release solid oral dosage forms

- **ICH M13A and FDA M13A-Like Guidance:** These provide standardized approaches for evaluating bioequivalence of immediate-release tablets and capsules. Key considerations include dissolution testing, pharmacokinetic parameters (maximum plasma concentration and area under the concentration–time curve), and in vitro–in vivo correlation.
- **Applicability to Antivirals:** Immediate-release antiviral tablets and capsules must meet these criteria to ensure therapeutic performance and regulatory approval for both generic and innovator products.

8.3 Additional requirements for new antiviral entities

- **Virology Studies:** FDA and EMA guidelines recommend mechanistic and preclinical studies to characterize antiviral activity, spectrum of efficacy, and resistance profiles.
- **Clinical Endpoints:** Specific guidance is provided for evaluating clinical efficacy, viral load reduction, and relevant safety endpoints in target populations.
- **Special Considerations:** Pediatric populations, high-risk groups, and outpatient versus inpatient use may require additional pharmacokinetic, pharmacodynamic, and safety studies.

8.4 Analytical techniques

- **Chromatography (high-performance liquid chromatography and ultra-performance liquid chromatography):** For quantifying API content, degradation products, and impurities.
- **Spectroscopy (ultraviolet, nuclear magnetic resonance, and mass spectrometry):** Structural confirmation, identification of impurities, and monitoring stability.
- **Dissolution Testing:** Ensures consistent drug release and bioavailability from oral dosage forms.
- **Microbial Testing:** Critical for powders for reconstitution, suspensions, and any dosage form susceptible to microbial contamination.[15]

IJARSCT
International Journal of Advanced Research in Science, Communication and Technology
International Open-Access, Double-Blind, Peer-Reviewed, Refereed, Multidisciplinary Online Journal
ISSN: 2581-9429
Volume 6, Issue 5, November 2026
Impact Factor: 8.2

IX. QUALITY CONTROL, STABILITY & PACKAGING

Quality control, stability, and appropriate packaging are critical to ensuring the safety, efficacy, and shelf-life of antiviral oral dosage forms. Analytical testing includes assays to confirm the active pharmaceutical ingredient (API) content and the identification of impurities, typically performed using high-performance liquid chromatography (HPLC). Dissolution testing is conducted to ensure that the drug release profile matches that of the reference product, which is essential for maintaining consistent therapeutic performance. For reconstituted suspensions and powders, microbial limits are evaluated to prevent contamination and ensure patient safety.

Stability testing follows ICH guidelines, encompassing both accelerated and long-term conditions to assess chemical, physical, and microbiological integrity over the product's intended shelf-life. Moisture sorption studies are particularly important for hygroscopic antivirals, as exposure to humidity can compromise drug stability.[16]

Packaging strategies are designed to protect sensitive drugs from environmental factors. Hygroscopic or light-sensitive antivirals often require protective packaging, such as strip packs with desiccants or amber bottles, to maintain stability and extend shelf-life. Collectively, rigorous quality control, systematic stability assessment, and suitable packaging ensure that antiviral formulations remain safe, effective, and reliable throughout their intended storage and use.[17]

X. EMERGING TRENDS & FUTURE DIRECTIONS

10.1 Long-acting antivirals and long-acting injections

- Recent approvals of long-acting antiretroviral injections are transforming the landscape of viral prevention and treatment.
- These formulations improve adherence by reducing dosing frequency and maintaining sustained therapeutic levels.
- Despite their advantages, oral solid dosage forms (tablets and capsules) remain indispensable for first-line therapy, acute outpatient management, and broad accessibility during viral outbreaks.[18]

10.2 Advanced drug delivery systems

- **Nanoparticle Carriers:** Enhance solubility, bioavailability, and targeted delivery of poorly soluble antivirals.
- **Mucoadhesive Systems:** Prolong gastrointestinal residence time, improving absorption and therapeutic efficacy.
- **Polymeric Coatings:** Allow controlled, delayed, or site-specific drug release, optimizing pharmacokinetics and minimizing side effects.
- These technologies represent the forefront of antiviral formulation innovation (Table 5).[19]

10.3 Formulation-first approach

- Early integration of formulation strategies during drug design (e.g., prodrug development) addresses solubility, stability, and dosing challenges from the outset.
- This approach ensures that pharmacokinetic and pharmacodynamic goals are achievable while minimizing later-stage development hurdles.
- Optimizing both chemical and pharmaceutical properties together can accelerate development and improve patient outcomes.[20]

Table 5: Emerging delivery innovations in antiviral formulation

Sr. No.	Technology	Mechanism	Benefit	Example
1.	Nanoparticle Carriers	Targeted delivery	↑ Bioavailability	Remdesivir nanoform
2.	Mucoadhesive System	Gastrointestinal retention	↑ Absorption	Acyclovir chitosan
3.	Long-acting injectable	Slow release	↓ Dosing frequency	Cabotegravir

IJARSCT
International Journal of Advanced Research in Science, Communication and Technology
International Open-Access, Double-Blind, Peer-Reviewed, Refereed, Multidisciplinary Online Journal
ISSN: 2581-9429
Volume 6, Issue 5, November 2026
Impact Factor: 8.2

XI. CONCLUSION

Oral solid dosage forms such as tablets, capsules, and powders remain fundamental to global antiviral therapy due to their convenience, stability, and patient compliance. The effectiveness of these formulations depends on achieving a balance between the physicochemical characteristics of the active pharmaceutical ingredient (API), patient requirements—particularly for pediatric populations—manufacturing feasibility, and regulatory compliance. Advances in formulation technologies, including solid dispersions, multiparticulate systems, and dry-powder processing, have significantly enhanced the solubility and stability of antiviral drugs. Additionally, the use of prodrug design and optimized excipient combinations further improves bioavailability and therapeutic performance. Strong quality control measures and adherence to regulatory guidelines ensure product safety, consistency, and efficacy. Future development efforts will prioritize the creation of novel formulations that address poor solubility, improve storage stability in reconstitutable pediatric suspensions, and promote patient-friendly dosing regimens. Such innovations will play a crucial role in minimizing antiviral resistance, maximizing treatment outcomes, and ensuring that effective, accessible oral antiviral therapies continue to meet global healthcare needs.

REFERENCES

[1]. Holtgrave DR. Causes of the decline in AIDS deaths, United States, 1995–2002: prevention, treatment or both? Int J STD AIDS, 2005; 16: 777-81.
[2]. Kumar L, Verma S, Prasad DN, Bhardwaj A, Vaidya B, Jain AK. Nanotechnology: A magic bullet for HIV AIDS treatment. Artif Cells Nanomed Biotechnol, 2014 (Epub ahead of print).
[3]. Mamo T, Moseman EA, Kolishetti N, et al. Emerging nanotechnology approaches for HIV/AIDS treatment and prevention. Nanomedicine (Lond), 2010; 5: 269-85.
[4]. Mallipeddi R, Rohan LC. Progress in antiretroviral drug delivery using nanotechnology. Int J Nanomedicine, 2010; 5: 533-47.
[5]. Tinkle S, McNeil SE, Mühlebach S, et al. Nanomedicines: addressing the scientific and regulatory gap. Ann N Y Acad Sci, 2014; 1313: 35-56.
[6]. Schütz CA, Juillerat-Jeanneret L, Mueller H, Lynch I, Riediker M, Consortium N. Therapeutic nanoparticles in clinics and under clinical evaluation. Nanomedicine (Lond), 2013; 8: 449-67.
[7]. Irache JM, Esparza I, Gamazo C, Agüeros M, Espuelas S. Nanomedicine: novel approaches in human and veterinary therapeutics. Vet Parasitol, 2011; 180: 47-71.
[8]. Sharma P, Garg S. Pure drug and polymer based nanotechnologies for the improved solubility, stability, bioavailability and targeting of anti-HIV drugs. Adv Drug Deliv Rev, 2010; 62: 491-502.
[9]. Dahan A, Miller JM, Amidon GL. Prediction of solubility and permeability class membership: provisional BCS classification of the world's top oral drugs. AAPS J, 2009; 11: 740-6.
[10]. Date AA, Destache CJ. A review of nanotechnological approaches for the prophylaxis of HIV/AIDS. Biomaterials, 2013; 34: 6202-28.
[11]. Farokhzad OC, Langer R. Impact of nanotechnology on drug delivery. ACS Nano, 2009; 3: 16-20.
[12]. Gursoy RN, Benita S. Self-emulsifying drug delivery systems (SEDDS) for improved oral delivery of lipophilic drugs. Biomed Pharmacother, 2004; 58: 173-82.
[13]. Desai PP, Date AA, Patravale VB. Overcoming poor oral bioavailability using nanoparticle formulations – opportunities and limitations. Drug Discov Today, 2012; 9: 87-95.
[14]. Williams GC, Sinko PJ. Oral absorption of the HIV protease inhibitors: a current update. Adv Drug Deliv Rev, 1999; 39: 211-38.
[15]. Li SD, Huang L. Pharmacokinetics and biodistribution of nanoparticles. Mol Pharm, 2008; 5: 496-504.
[16]. Neves JD, Amiji MM, Bahia MF, Sarmento B. Nanotechnology-based systems for the treatment and prevention of HIV/AIDS. Adv Drug Deliv Rev, 2010; 62: 458-77.

IJARSCT
International Journal of Advanced Research in Science, Communication and Technology
International Open-Access, Double-Blind, Peer-Reviewed, Refereed, Multidisciplinary Online Journal
ISSN: 2581-9429
Volume 6, Issue 5, November 2026
Impact Factor: 8.2

[17]. Chiappetta DA, Hocht C, Taira C, Sosnik A. Efavirenz-loaded polymeric micelles for pediatric anti-HIV pharmacotherapy with significantly higher oral bioavailability. Nanomedicine (Lond), 2010; 5: 11-23.
[18]. Aungst BJ. P-glycoprotein, secretory transport, and other barriers to the oral delivery of anti-HIV drugs. Adv Drug Deliv Rev, 1999; 39: 105-16.
[19]. Shibata A, McMullen E, Pham A, et al. Polymeric nanoparticles containing combination antiretroviral drugs for HIV type 1 treatment. AIDS Res Hum Retroviruses, 2013; 29: 746-54.
[20]. Kabanov AV, Batrakova EV, Alakhov VY. Pluronic block copolymers for overcoming drug resistance in cancer. Adv Drug Deliv Rev, 2002; 54: 759-79.
[21]. World Health Organisation.
[22]. Serajuddin AT. Salt formation to improve drug solubility. Adv Drug Deliv Rev, 2007; 59: 603-16.
[23]. Akers MJ. Excipient-drug interactions in parenteral formulations. J Pharm Sci, 2002; 91: 2283-300.
[24]. Chen H, Khemtong C, Yang X, Chang X, Gao J. Nanonization strategies for poorly water-soluble drugs. Drug Discov Today, 2011; 16: 354-60.
[25]. Alvarez-Lorenzo C, Rey-Rico A, Brea J, Loza MI, Concheiro A, Sosnik A. Inhibition of P-glycoprotein pumps by PEO-PPO amphiphiles: branched versus linear derivatives. Nanomedicine (Lond), 2010; 5: 1371-83.
[26]. Dutta T, Garg M, Jain NK. Targeting of efavirenz loaded tuftsin conjugated poly(propyleneimine) dendrimers to HIV infected macrophages in vitro. Eur J Pharm Sci, 2008; 34: 181-9.
[27]. Hrkach J, Von Hoff D, Mukkaram Ali M, et al. Preclinical development and clinical translation of a PSMA-targeted docetaxel nanoparticle with a differentiated pharmacological profile. Sci Transl Med, 2012; 4: 128-39.
[28]. Chiappetta DA, Hocht C, Opezzo JA, Sosnik A. Intranasal administration of antiretroviral-loaded micelles for anatomical targeting to the brain in HIV. Nanomedicine (Lond), 2013; 8: 223-37.