

# Understanding Genetic Basis of Various Inherited Disorders in India

Mr. Sanap Rahul Mahadev, Prof. Komal A. Dongare, Dr. Surwase K. P  
Aditya Institute of Pharmaceutical, Beed

**Abstract:** *Inherited disorders are genetic diseases passed from parents to children through genes or chromosomes. These disorders occur due to mutations in DNA and may affect different body systems such as blood, muscles, brain, metabolism, and physical development. Common inherited disorders in India include thalassemia, sickle cell anemia, hemophilia, Down syndrome, and muscular dystrophy. India has a genetically diverse population, and factors such as consanguineous marriages and lack of awareness increase the risk of genetic disorders. Modern diagnostic methods such as genetic testing, prenatal diagnosis, carrier screening, and newborn screening help in early detection and prevention of these diseases.[2] Advanced treatment methods including gene therapy, stem cell therapy, CRISPR technology, and personalized medicine provide new hope for the management of inherited disorders.[4] Government programs like NHM, RBSK, and National Sickle Cell Anaemia Elimination Mission are also helping in awareness, screening, and healthcare support for affected individuals.[5] Research in genetics and molecular biology has greatly improved the understanding of inherited disorders and their inheritance patterns. Early diagnosis, proper treatment, genetic counseling, and awareness programs play an important role in reducing complications and preventing transmission of genetic diseases to future generations. [9] Continuous advances in biotechnology and genomic medicine are expected to improve the diagnosis, prevention, and treatment of inherited disorders in India.[12].*

**Keywords:** Genetics, Inherited Disorders, DNA, Genes, Chromosomes, Mutation, Thalassemia, Sickle Cell Anemia, Genetic Testing, Gene Therapy.

## I. INTRODUCTION

Genetics is an important branch of biology that studies heredity, genes, DNA, chromosomes, and the transfer of characteristics from parents to children. It helps in understanding how different traits, diseases, and physical features are inherited. In recent years, genetics has become very important in medicine, pharmacy, biotechnology, and healthcare because it helps scientists identify the causes of many diseases and develop better methods for diagnosis and treatment. Inherited disorders are diseases that are passed from one generation to another through genes or chromosomes.[2]

The human body is made up of millions of cells, and each cell contains chromosomes inside the nucleus. Human beings normally have 46 chromosomes arranged in 23 pairs. Genes are present on chromosomes and contain DNA, which gives instructions for making proteins required for normal body functions. Proteins are essential for growth, metabolism, immunity, tissue repair, and many other activities in the body. Therefore, healthy genes are necessary for proper development and maintenance of health.[4]

Sometimes changes occur in genes or DNA, and these changes are called mutations. Mutations may occur naturally or due to environmental factors such as radiation, chemicals, pollution, infections, or harmful drugs. Some mutations may not cause any problem, but others can lead to serious inherited disorders. These disorders may occur because of defects in a single gene, abnormalities in chromosomes, or defects in mitochondrial DNA. Inherited diseases may follow different inheritance patterns such as autosomal dominant, autosomal recessive, X-linked, or mitochondrial inheritance.[5]



Inherited disorders are an important public health problem in many countries, including India. Due to the large population, genetic diversity, traditional marriage practices, and lack of awareness, many inherited diseases are commonly seen in India. In some communities, marriages among close relatives increase the chances of passing recessive genetic disorders from parents to children.[7]

One of the most common inherited disorders in India is thalassemia, which affects the production of hemoglobin and causes severe anemia. Patients often require regular blood transfusions throughout life. Sickle cell anemia is another important inherited blood disorder found mainly among tribal populations in states such as Maharashtra, Gujarat, Madhya Pradesh, Odisha and Chhattisgarh. In this disease, red blood cells become sickle-shaped and block blood vessels, leading to pain, weakness, and organ damage.[8]

Treatment of inherited disorders depends on the type and severity of the disease. Some conditions can be managed with medicines, blood transfusions, physiotherapy, surgery, nutritional support, or supportive care. Advanced treatment methods such as bone marrow transplantation, stem cell therapy, enzyme replacement therapy, and gene therapy are now being used for severe genetic disorders. New technologies like CRISPR gene editing and precision medicine provide hope for better treatment in the future.

Pharmacists and healthcare professionals also play an important role in the prevention and management of inherited disorders. Pharmacists help in patient counseling, proper use of medicines, monitoring side effects, and creating awareness about genetic diseases. The field of pharmacogenomics studies how genes affect drug response and helps doctors choose suitable medicines and doses for individual patients.

The Government of India and many healthcare organizations are working to reduce the burden of inherited disorders through screening, awareness, and treatment programs. Initiatives such as the National Health Mission (NHM), Rashtriya Bal Swasthya Karyakram (RBSK), National Sickle Cell Anemia Elimination Mission and thalassemia prevention programs focus on early diagnosis and management of genetic diseases. [9]

#### **PLAN OF WORK**

Selection of Topic : The topic.

Genetic Basis of “Various Inherited Disorders in India” was selected to study the causes, inheritance patterns, diagnosis, prevention, and treatment of genetic disorders commonly found in India.

Literature Review A detailed review of textbooks, scientific journals, research articles, WHO reports, government health reports, and online databases was carried out to collect information regarding inherited disorders, genetics, mutations, and gene therapy.[2]

Study of Genetic Disorders:

Different inherited disorders such as thalassemia, sickle cell anemia, hemophilia, Down syndrome, and muscular dystrophy were studied in detail with respect to their genetic causes, symptoms, diagnosis, and treatment. [3]

Understanding Genetic Mechanisms The structure and function of DNA, genes, chromosomes, mutations, and inheritance patterns were studied to understand how genetic abnormalities lead to inherited diseases.

Collection of Data and Information Relevant information was collected from: Research articles Medical journals Government health websites Pharmacology and genetics books National and international health reports.

Study of Diagnostic and Preventive Methods Modern diagnostic techniques such as genetic testing, prenatal diagnosis, carrier screening, newborn screening, and genetic counseling were studied for prevention and early detection of inherited disorders.

Study of Recent Advances : Recent developments , Gene therapy , Stem cell therapy, Pharmacogenomics ,Personalized medicine, CRISPR technology were studied to understand future treatment possibilities. [5]

Preparation of Project Report All collected information was arranged systematically and presented in the form of a detailed project report including introduction, objectives, discussion, conclusion, and references. [6]



□ Conclusion and Discussion

The final project was reviewed and discussed to understand the importance of genetics in diagnosis, prevention, and treatment of inherited disorders in India.

### REVIEW OF LITERATURE

#### 1. Study by Mendel et al., (1865)

Gregor Johann Mendel is known as the “Father of Genetics” because of his pioneering experiments on pea plants. Through his studies, Mendel explained how hereditary traits are passed from parents to offspring through genes.[28] He proposed the laws of segregation and independent assortment, which became the basis of modern genetics. His work demonstrated the concepts of dominant and recessive traits and helped scientists understand inheritance patterns in hereditary diseases. Mendel’s principles are still used in understanding autosomal dominant and autosomal recessive disorders such as thalassemia, cystic fibrosis, and sickle cell anemia.[29]

#### 2. Study by Morgan et al., (1910)

Thomas Hunt Morgan conducted experiments on fruit flies (*Drosophila melanogaster*) and proved that genes are located on chromosomes. He explained sex-linked inheritance and mutation theory, which improved understanding of hereditary transmission of genetic disorders. His research contributed significantly to the study of chromosomal abnormalities associated with inherited diseases such as hemophilia and color blindness. Morgan’s work established the role of chromosomes in transmission of hereditary traits

#### 3. Study by Genetic Counseling Researchers et al., (1960–1970)

During the 1960s and 1970s, healthcare professionals emphasized the importance of genetic counseling for management of hereditary diseases. Genetic counseling services helped families understand inheritance patterns, disease risks, prenatal diagnosis, and preventive measures. This approach became essential for reducing transmission of inherited disorders. [27]

#### 4. Study by Victor A. McKusick et al., (1971)

Victor A. McKusick conducted extensive research on hereditary disorders and classified numerous genetic diseases. He developed systematic documentation and databases of inherited diseases, improving understanding of pedigree analysis and hereditary transmission. His research greatly contributed to development of medical genetics and genetic counseling services. McKusick’s work became important for clinical diagnosis and study of inherited disorders worldwide. [28]

#### 5. Study by Human Genome Project Researchers et al., (1990–2003)

The Human Genome Project was an international scientific initiative aimed at identifying and sequencing all human genes. Scientists successfully decoded the human genome using advanced DNA sequencing technologies. This project improved understanding of genetic mutations, inherited diseases, pharmacogenomics, and personalized medicine. It also helped researchers identify genes associated with disorders such as cystic fibrosis, Huntington disease, and muscular dystrophy. [32]

#### 6. Study by Human Genome Mapping Researchers et al., (2003)

Scientists successfully completed mapping of the human genome in 2003. This achievement provided detailed information about human genes and their functions. Genome mapping improved diagnosis of inherited diseases and supported development of targeted therapies and genomic medicine. Researchers also used genome mapping for studying population genetics and disease susceptibility.

#### 7. Study by WHO Researchers et al., (2010)

The World Health Organization reported that inherited and congenital disorders contribute significantly to infant mortality and chronic diseases worldwide. WHO emphasized the importance of newborn screening, carrier detection, prenatal diagnosis, and genetic counseling for prevention and management of hereditary disorders. The organization also encouraged awareness programs related to genetic diseases. [34]



**8. Study by Indian Genome Variation Consortium et al., (2011)**

The Indian Genome Variation Consortium conducted extensive research on genetic diversity among Indian populations. Researchers identified several genetic variations associated with inherited diseases and disease susceptibility. The study highlighted the role of endogamy and consanguineous marriages in increasing hereditary disorders in India. Scientists emphasized the importance of population-based genomic studies for improving genetic healthcare in India. [35]

**9. Study by Jennifer Doudna and Emmanuelle Charpentier et al., (2012)**

Jennifer Doudna and Emmanuelle Charpentier developed CRISPR-Cas9 gene editing technology, which enabled precise modification of DNA sequences. This revolutionary advancement created new possibilities for correction of defective genes responsible for inherited disorders such as sickle cell anemia, thalassemia, and cystic fibrosis. CRISPR technology became an important development in gene therapy and molecular genetics.[36]

**10. Study by International Rare Diseases Research Consortium et al., (2013)**

The International Rare Diseases Research Consortium focused on improving diagnosis and treatment of rare inherited disorders. Researchers collaborated globally to identify disease-causing mutations and develop advanced therapies for rare genetic diseases. The consortium also promoted genomic research and development of orphan drugs for affected individuals. [37]

**11. Study by National Health Mission Researchers et al., (2014)**

Under the National Health Mission, the Government of India introduced programs related to screening and awareness of inherited disorders. These programs focused on maternal healthcare, prenatal diagnosis, newborn screening, and early detection of congenital diseases. Healthcare professionals emphasized preventive strategies and awareness regarding hereditary diseases in rural and tribal populations. [38]

**12. Study by Rashtriya Bal Swasthya Karyakram Researchers et al., (2015)**

Rashtriya Bal Swasthya Karyakram was launched to identify congenital defects, inherited disorders, developmental delays, and nutritional deficiencies among children. Healthcare workers conducted screening programs for newborns and school children to detect abnormalities at an early stage. The program improved healthcare services and treatment accessibility for affected children in India. [39]

**13. Study by Pharmacogenomics Researchers et al., (2016)**

Pharmacogenomics research focused on understanding how genetic variations influence drug metabolism and therapeutic response. Scientists demonstrated that inherited genetic differences affect efficacy and side effects of medicines. Researchers emphasized the importance of personalized medicine, where treatment is selected according to the patient's genetic profile. Pharmacogenomics improved safety and effectiveness of drug therapy. [40]

**14. Study by Stem Cell Therapy Researchers et al., (2017)**

Stem cell therapy research demonstrated promising outcomes in treatment of inherited blood disorders such as thalassemia and sickle cell anemia. Researchers used hematopoietic stem cell transplantation to replace defective blood-forming cells with healthy cells. Clinical studies reported improvement in blood cell production and reduction in disease severity following stem cell therapy.

**15. Study by Next Generation Sequencing Researchers et al., (2018)**

Next Generation Sequencing (NGS) technologies significantly improved rapid diagnosis of inherited disorders. NGS enabled scientists to analyze multiple genes simultaneously and identify genetic mutations with greater accuracy. Researchers used this technology for diagnosis of rare diseases, chromosomal abnormalities, and hereditary cancer syndromes. NGS also improved prenatal screening and carrier detection programs.

**16. Study by Gene Therapy Clinical Trial Researchers et al., (2019)**

Gene therapy clinical trials focused on replacing or correcting defective genes responsible for inherited disorders. Researchers observed positive outcomes in diseases such as spinal muscular atrophy, retinal dystrophy, hemophilia, and severe combined immunodeficiency. Gene therapy approaches improved quality of life and reduced disease severity in affected individuals.



**17. Study by Genome India Project Researchers et al., (2020)**

The Genome India Project was launched to study genomic diversity among Indian populations and develop a national genomic database. Researchers aimed to identify genetic variations associated with inherited diseases and drug response patterns in Indians. The project supports precision medicine, pharmacogenomics, and genomic healthcare research.

**18. Study by CRISPR-Based Therapy Researchers et al., (2022)**

Recent CRISPR-based studies demonstrated successful correction of mutations associated with inherited blood disorders such as sickle cell anemia and beta-thalassemia. Researchers used gene editing technologies to modify defective genes and restore normal function. Clinical trials reported promising results in reducing disease severity and improving patient outcomes.

**19. Study by National Sickle Cell Anaemia Elimination Mission Researchers et al., (2023)**

The Government of India launched the National Sickle Cell Anaemia Elimination Mission to reduce the burden of sickle cell disease among tribal populations. The mission focused on carrier screening, genetic counseling, awareness programs, and early diagnosis. Researchers emphasized that early detection and counseling can reduce transmission of sickle cell disease in future generations.[40]

**AIM , NEED OF STUDY AND OBJECTIVES**

**Aim :** UNDERSTANDING GENETIC BASIS OF VARIOUS INHERITED DISORDERS IN INDIA

**NEED OF STUDY**

- Inherited disorders are becoming a major public health problem in India due to increasing population, genetic diversity, consanguineous marriages, poor awareness, and limited access to genetic healthcare services. Genetic diseases such as thalassemia, sickle cell anemia, hemophilia, Down syndrome, and muscular dystrophy affect thousands of individuals every year and may lead to chronic illness, disability, emotional stress, and financial burden on families. [1]
- Many inherited disorders are diagnosed late because people lack awareness regarding carrier screening, prenatal diagnosis, and genetic counseling. Early detection and proper management can help reduce complications and improve the quality of life of affected individuals. [2]
- Modern advances in genetics, biotechnology, gene therapy, stem cell therapy, and pharmacogenomics have improved understanding and treatment of inherited disorders. Therefore, studying the genetic basis of inherited disorders is important for understanding disease mechanisms, improving healthcare services, promoting preventive measures, and supporting future development of advanced treatment strategies in medicine and pharmacy.[2]

**OBJECTIVES**

- To study the basic concepts of genetics, heredity, DNA, genes, and chromosomes.
- To understand the genetic basis and inheritance patterns of various inherited disorders.
- To study different inherited disorders commonly found in India such as thalassemia, sickle cell anemia, hemophilia, Down syndrome, and muscular dystrophy.
- To understand the role of mutations and chromosomal abnormalities in development of genetic diseases.
- To study the symptoms, causes, and complications associated with inherited disorders.
- To understand modern diagnostic techniques such as genetic testing, prenatal diagnosis, carrier screening, and newborn screening.
- To study preventive measures including genetic counseling and awareness programs.
- To understand various treatment and management approaches used for inherited disorders.
- To study recent advances in genetics such as gene therapy, stem cell therapy, CRISPR technology and personalized medicine.
- To understand the role of pharmacists and healthcare professionals in management of genetic disorders.



- To study government programs and healthcare initiatives related to genetic disorders in India.
- To create awareness regarding prevention, early diagnosis, and proper management of inherited disorders. [3,4]

### **MATERIALS AND METHODS**

- The present study on “Understanding Genetic Basis of Various Inherited Disorders in India” was carried out using a detailed review and analysis of scientific literature related to genetics and inherited diseases.
- Information regarding genetic disorders, inheritance patterns, diagnosis, treatment, prevention, and recent advances was collected from various reliable and authentic sources. Relevant data were obtained from standard textbooks of genetics, molecular biology, biochemistry, pathology, and pharmacology. [2]
- Scientific research articles, review papers, WHO reports, government healthcare publications, medical journals, and online scientific databases were also referred for updated information related to inherited disorders and genetic technologies.
- The study included collection of information regarding different inherited disorders such as thalassemia, sickle cell anemia, hemophilia, Down syndrome, Duchenne muscular dystrophy, cystic fibrosis, Huntington disease, phenylketonuria, and spinal muscular atrophy. [3]
- Information regarding their causes, symptoms, inheritance patterns, diagnosis, treatment, affected body systems, and prevalence in India was systematically analyzed and arranged.
- Various modern genetic diagnostic techniques including Polymerase Chain Reaction (PCR), DNA sequencing, karyotyping, prenatal diagnosis, newborn screening, electrophoresis, and genetic testing were studied in detail.
- Recent advancements such as gene therapy, stem cell therapy, CRISPR-Cas9 technology, pharmacogenomics, and personalized medicine were also included in the study. Relevant tables, charts, graphs, figures, and diagrams were prepared to improve understanding of genetic concepts and inherited disorders. [6]
- All collected information was carefully organized and presented systematically according to the objectives and requirements of the project study.

### **HISTORY OF GENETICS**

- The history of genetics began with the work of Gregor Johann Mendel, who is known as the “Father of Genetics.” In the nineteenth century, Mendel performed experiments on pea plants and discovered the basic laws of inheritance. [28]
- He explained how traits are transmitted from parents to offspring through hereditary factors, which are now known as genes. Later, scientists such as Thomas Hunt Morgan studied chromosomes and proved that genes are located on chromosomes. [29]
- The discovery of DNA structure by James Watson and Francis Crick, with important contributions from Rosalind Franklin, revolutionized genetics and molecular biology. [31]
- Their work explained how genetic information is stored and replicated. The Human Genome Project, completed in 2003, successfully mapped the entire human genome.
- This achievement opened new possibilities for understanding inherited diseases, genetic engineering, personalized medicine, and gene therapy. [37]
- Today genetics plays an important role in medicine, pharmacy, forensic science, agriculture, and biotechnology.
- Today, modern genetics plays an important role in medicine, pharmacy, biotechnology, forensic science, and healthcare. [39]
- Recent technologies such as CRISPR gene editing and gene therapy provide new possibilities for treatment of inherited disorders. [40]



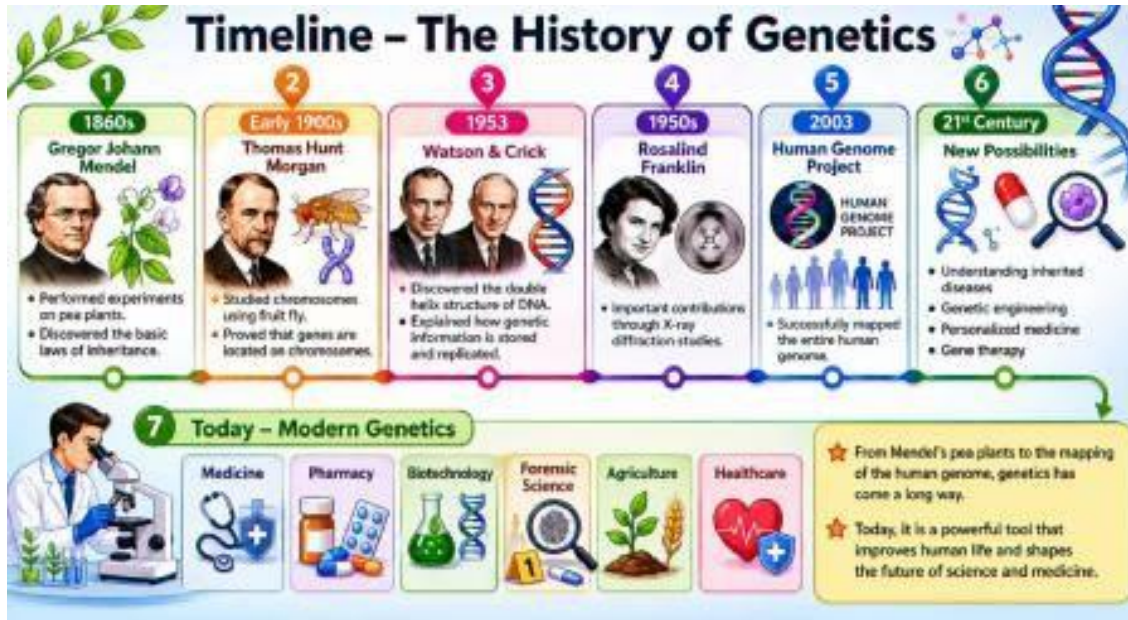


Figure : History Of Genetics

**CLASSIFICATION OF GENETIC DISORDERS**

Genetic disorders are diseases or medical conditions that occur due to abnormalities in genes, chromosomes, or DNA. These abnormalities may be inherited from parents or may arise spontaneously because of mutations during cell division and development. Genetic disorders can affect various organs and systems of the human body such as the blood, muscles, nervous system, endocrine system, metabolism, immune system, and physical or mental growth. Some inherited disorders are mild and manageable, while others are severe and life-threatening. [1] The study and classification of genetic disorders are important because they help healthcare professionals understand disease mechanisms, identify inheritance patterns, diagnose diseases accurately, and provide suitable treatment and preventive measures.

The Major Categories Of Genetic Disorders Include.

1. Single Gene Disorders
2. Chromosomal Disorders
3. Multifactorial Disorders
4. Mitochondrial Disorders

1) Single Gene Disorders:

□ Single gene disorders, also known as Mendelian disorders, occur due to mutation or defect in a single gene. A gene is the basic unit of heredity that contains instructions for synthesis of proteins required for normal body functions. When a mutation occurs in a gene, the resulting protein may become defective or may not be produced properly. This leads to abnormalities in body structure and physiological functions, resulting in disease conditions. [5]

□ Single gene disorders are inherited according to Mendelian laws of inheritance proposed by Gregor Mendel. These disorders can affect blood cells, muscles, metabolism, enzyme activity, nervous system, and other organs. Single gene disorders are important because they can be passed from one generation to another and may affect several members within the same family.[6]



- Examples of single gene disorders include thalassemia, sickle cell anemia, hemophilia, cystic fibrosis, and Huntington disease. Symptoms and severity of these disorders may vary depending on the type of mutation and inheritance pattern. Some disorders appear during childhood while others develop later in life.
- Early diagnosis through genetic testing, carrier screening, and prenatal diagnosis helps in proper disease management and prevention of complications. Genetic counseling also plays an important role in identifying carrier individuals and reducing transmission of inherited disorders to future generations.[8]



Figure 1 : Single Gene Disorders

## 2) Chromosomal Disorders:

- Chromosomal disorders occur due to abnormalities in chromosome number or chromosome structure. Human beings normally possess 46 chromosomes arranged in 23 pairs.
- During cell division, chromosomes are equally distributed into daughter cells. Any error in this process can lead to numerical or structural abnormalities in chromosomes, resulting in developmental and genetic disorders.[9]
- Chromosomal abnormalities can affect physical growth, mental development, reproductive functions, and organ systems.
- Common examples of chromosomal disorders include Down syndrome, Turner syndrome, and Klinefelter syndrome. Patients suffering from chromosomal disorders may show developmental delay, intellectual disability, abnormal physical features, and hormonal imbalance. Severity of symptoms varies depending on the type of chromosomal abnormality.
- One of the most common chromosomal disorders is Down syndrome, which occurs due to the presence of an extra copy of chromosome 21. Individuals with Down syndrome show intellectual disability, delayed development, characteristic facial features, and poor muscle tone.[10]
- Modern diagnostic techniques such as karyotyping, prenatal diagnosis, and genetic testing help in early detection of chromosomal disorders. Early medical care, rehabilitation, counseling, and supportive treatment improve quality of life and disease management in affected individuals.[11]





Figure 2 : Chromosomal Disorders

**3) Multifactorial Disorders:**

- Multifactorial disorders are caused by interaction between multiple genes and environmental factors. Unlike single gene disorders, these conditions do not result from mutation in a single gene. Instead, several genes together increase susceptibility to disease, while environmental influences trigger disease development.[14]
- Examples of multifactorial disorders include diabetes mellitus, hypertension, obesity, coronary heart disease, asthma, cancer, and psychiatric disorders. Although these diseases have genetic components, environmental and lifestyle factors greatly influence their occurrence and severity.
- Prevention and management mainly include healthy lifestyle, balanced diet, regular exercise, early screening, and proper medical treatment. Public awareness and early diagnosis help reduce complications and improve quality of life in affected individuals.[15]

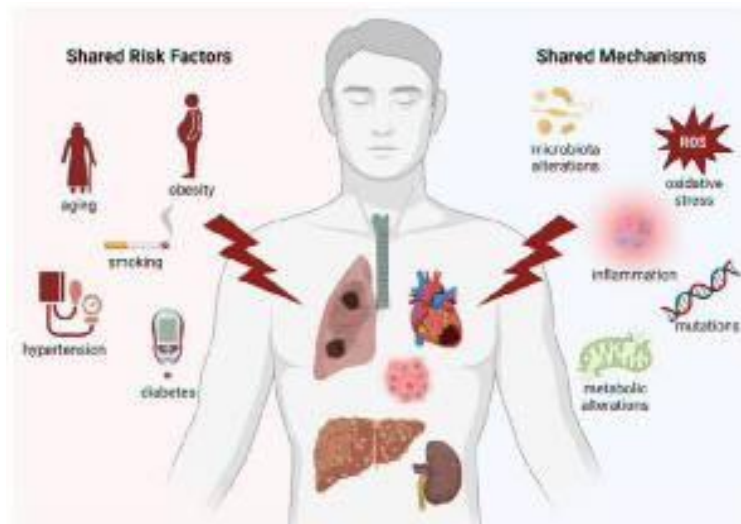


Figure 3 : Multifactorial Disorders



**4) Mitochondrial Disorders:**

- Mitochondrial disorders occur due to mutations in mitochondrial DNA.
- Mitochondria are small organelles present inside cells and are responsible for production of cellular energy in the form of ATP. Unlike nuclear DNA, mitochondrial DNA is inherited only from the mother because mitochondria present in sperm do not contribute significantly during fertilization.[16]
- Mitochondrial disorders mainly affect organs and tissues that require high amounts of energy such as muscles, brain, nerves, heart, and eyes. Defects in mitochondrial function reduce energy production and disturb normal cellular activities.[17]

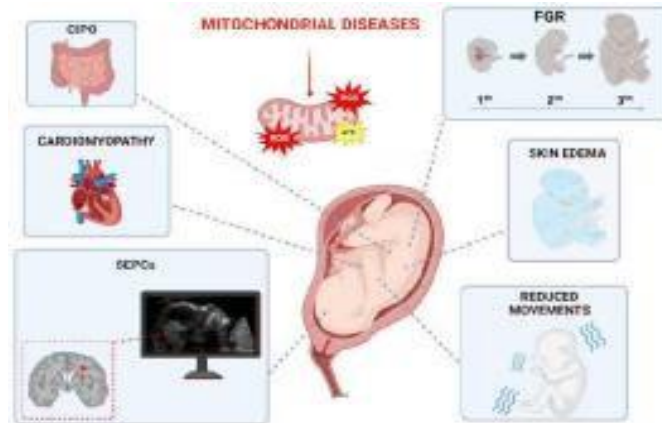


Figure 4 : Mitochondrial Disorder

**PATTERNS OF INHERITANCE**

Inheritance is the biological process through which genetic information and characteristics are transferred from parents to offspring through genes.[1] Genes are the basic units of heredity located on chromosomes and are responsible for controlling different physical and physiological traits of the human body. Every individual inherits one set of chromosomes from the mother and one set from the father. Along with normal characteristics such as eye color, skin color, height, and blood group, defective genes responsible for inherited disorders can also be transmitted from one generation to another.[2]

The major patterns of inheritance include

- 1) autosomal dominant inheritance
- 2) autosomal recessive inheritance
- 3) X-linked inheritance
- 4) Y-linked inheritance
- 5) mitochondrial inheritance

**1) Autosomal dominant inheritance:**

- Autosomal dominant inheritance occurs when a mutation in only one copy of a gene is sufficient to produce disease.[4] In this type of inheritance, the defective gene is located on one of the autosomes, which are the non-sex chromosomes. Since humans possess two copies of each gene, inheritance of a single abnormal copy from either parent can lead to disease development.
- A person carrying one defective dominant gene has a high chance of transmitting the disorder to future generations.[5]



- Genetic counseling and family history analysis are important for early identification and prevention of autosomal dominant disorders. Modern genetic testing techniques help detect disease-causing mutations and support proper medical management. [6]
- The disease tends to appear in every generation because an affected person has a 50% chance of passing the defective gene to each child. Both males and females are affected equally because the gene responsible for disease is located on autosomal chromosomes rather than sex chromosomes.[7]

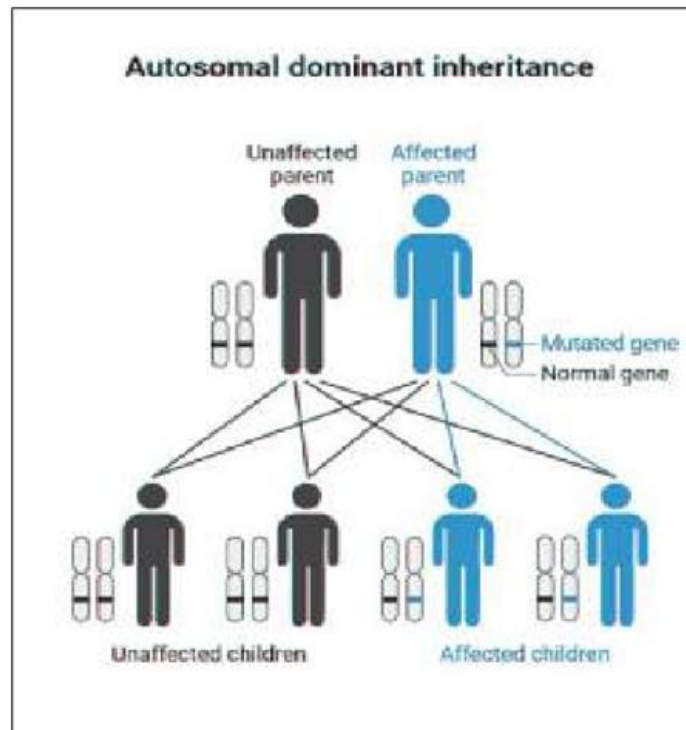


Figure : Autosomal Dominant Inheritance

- Examples of autosomal dominant disorders include
  - o Huntington disease,
  - o Marfan syndrome,
  - o Achondroplasia
  - o Neurofibromatosis
  - o familial hypercholesterolemia.

**2) Autosomal recessive inheritance:**

- Autosomal recessive inheritance occurs when both copies of a gene are defective. Individuals carrying only one defective gene are called carriers because they usually do not show symptoms but can transmit the abnormal gene to their children.[11]
- Several inherited disorders commonly found in India follow autosomal recessive inheritance. Thalassemia is a blood disorder caused by defective hemoglobin synthesis leading to severe anemia. Sickle cell anemia occurs due to mutation in the beta-globin gene, resulting in abnormal sickle-shaped red blood cells. [12]
- Common examples of autosomal recessive disorders include thalassemia, sickle cell anemia, cystic fibrosis, and phenylketonuria. These disorders are more common in populations where consanguineous marriages are frequently practiced.



□ Carrier screening, genetic counseling, prenatal diagnosis, and early detection are important for prevention and management of autosomal recessive disorders. Public awareness programs also help reduce transmission of these inherited diseases to future generations.[13]

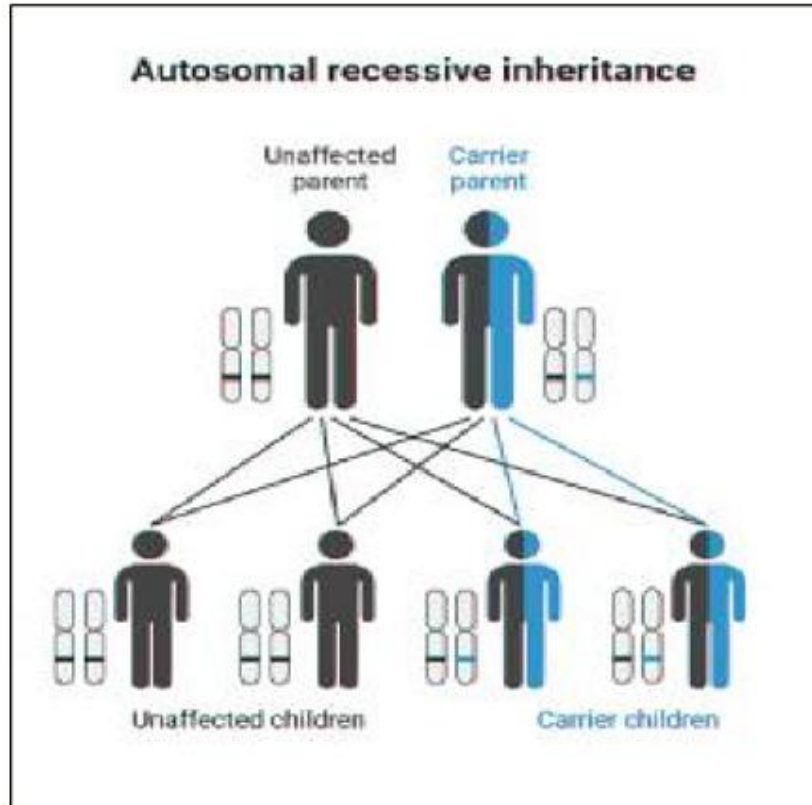


Figure : Autosomal Recessive Inheritance

**3) X-linked inheritance:**

- X-linked inheritance occurs due to mutations in genes present on the X chromosome. Since males possess only one X chromosome, they are more likely to develop X-linked disorders if they inherit a defective gene. Females possess two X chromosomes, so one normal copy can often compensate for the defective gene, making females less severely affected or asymptomatic carriers.[14]
- X-linked inheritance is divided into X-linked recessive inheritance and X-linked dominant inheritance.
- Common examples of X-linked disorders include hemophilia, Duchenne muscular dystrophy, and color blindness. Affected males often show severe symptoms because they do not have another normal X chromosome to compensate for the defective gene.[15]
- Genetic counseling, carrier screening, and prenatal diagnosis are important for early detection and prevention of X-linked disorders. Proper medical care and supportive treatment help improve quality of life in affected individuals.[20]

**4) X-linked Recessive Inheritance :**

- In X-linked recessive disorders, males are affected more commonly because they possess only one X chromosome inherited from the mother. Females usually act as carriers because their second normal X chromosome compensates for the defective gene.[22]
- An affected male cannot pass the disorder to his sons because sons inherit the Y chromosome from the father. However, all daughters of an affected male become carriers because they inherit the father's X chromosome.[24]



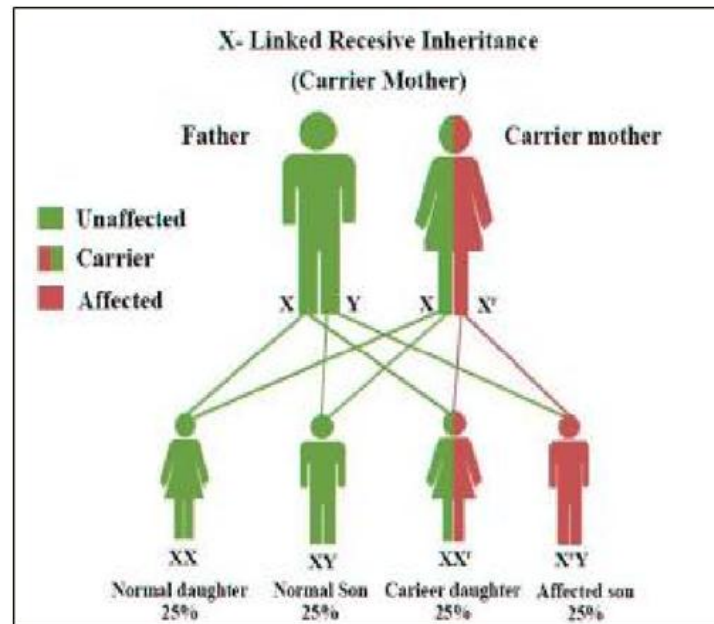


Figure : X-Linked Recessive Inheritance

### 5) Mitochondrial Inheritance

- Mitochondrial inheritance occurs due to mutations in mitochondrial DNA. Mitochondria are small organelles responsible for producing cellular energy in the form of ATP.[27]
- Unlike nuclear DNA, mitochondrial DNA is inherited only from the mother, because sperm mitochondria are usually destroyed after fertilization. As a result, affected mothers transmit mitochondrial disorders to all offspring, while affected fathers do not pass the disorder to their children.[31]

### VARIOUS INHERITED DISORDERS IN INDIA

Inherited disorders are diseases caused by abnormalities in genes, chromosomes, or DNA that are passed from parents to offspring through heredity.[1] These disorders may affect blood, muscles, metabolism, the nervous system, physical growth, mental development, and other body functions. India has a high burden of inherited disorders because of its large population, genetic diversity, consanguineous marriages, endogamy, and lack of awareness regarding genetic screening and counseling.[2]

The major inherited disorders commonly found in India include

- 1) Thalassemia
- 2) Sickle Cell Anemia
- 3) Hemophilia
- 4) Down Syndrome
- 5) Duchenne Muscular Dystrophy
- 6) Cystic Fibrosis
- 7) Huntington Disease

#### 1) Thalassemia :

Thalassemia is one of the most common inherited blood disorders in India. It is caused due to mutations in genes responsible for the production of hemoglobin, the protein present in red blood cells that carries oxygen throughout the body. Defective hemoglobin synthesis leads to destruction of red blood cells and severe anemia.[5]



□ **Common symptoms include:**

- o Severe anemia
- o Weakness and fatigue
- o Pale skin
- o Delayed growth and development
- o Enlarged spleen
- o Bone deformities, Shortness of breath.

□ **Diagnosis:**

- o Complete Blood Count (CBC)
- o Hemoglobin electrophoresis
- o Genetic testing
- o Prenatal diagnosis

□ **Affected Body System:**

- o Blood circulatory system
- o Bone marrow
- o Liver and spleen

□ **Treatment mainly includes:**

- o Regular blood transfusions
- o Iron chelation therapy
- o Folic acid supplementation
- o Bone marrow transplantation

□ India has a large number of thalassemia carriers, especially in Gujarat, Maharashtra, Punjab, West Bengal, and Sindhi communities. Premarital screening and genetic counseling are important preventive measures.[10]

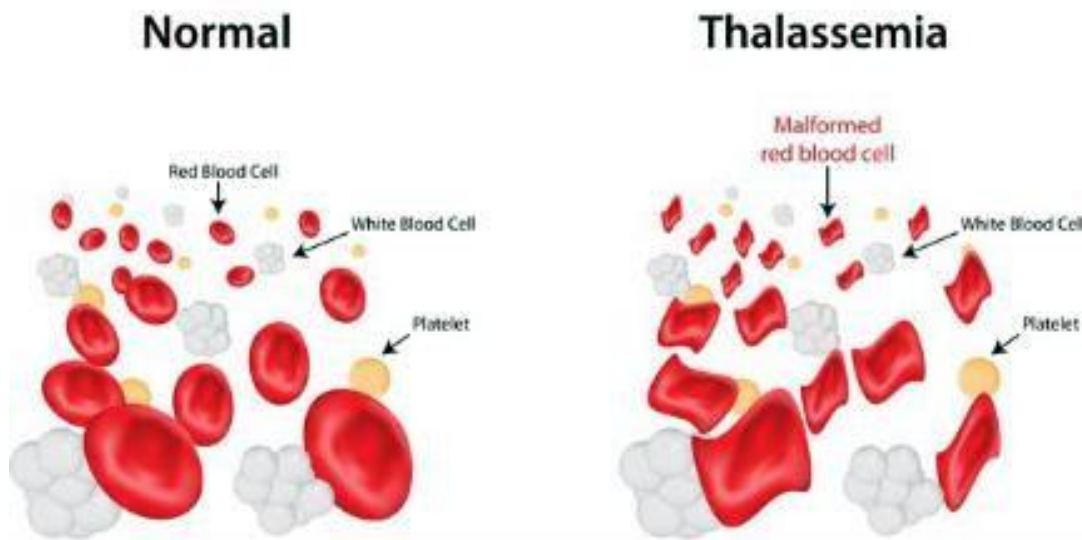


Figure 1 : Thalassemia

**2) Sickle Cell Anemia :**

Sickle cell anemia is another major inherited blood disorder commonly seen in tribal populations of India.[12] It is caused due to mutation in the beta-globin gene leading to formation of abnormal hemoglobin called hemoglobin S. In



this disorder, red blood cells become sickle-shaped instead of normal round shape. These abnormal cells block blood vessels and reduce oxygen supply to tissues, causing pain and organ damage.[13]

□ **Symptoms :**

- o Severe pain
- o Fatigue
- o Anemia
- o Swelling of hands, feet Frequent infections
- o Delayed growth Jaundice

□ **Diagnosis:**

- o Blood test
- o Hemoglobin electrophoresis
- o Genetic screening
- o Prenatal diagnosis[14]

□ **Treatment :**

- o Pain management
- o Blood transfusions
- o Antibiotics and Hydroxyurea therapy
- o Bone marrow transplantation

□ **Affected Body System:**

- o Blood circulatory system
- o Spleen
- o Lungs and kidneys

Sickle cell anemia is highly prevalent among tribal populations in Maharashtra, Madhya Pradesh, Chhattisgarh, Odisha, and Gujarat.[17]

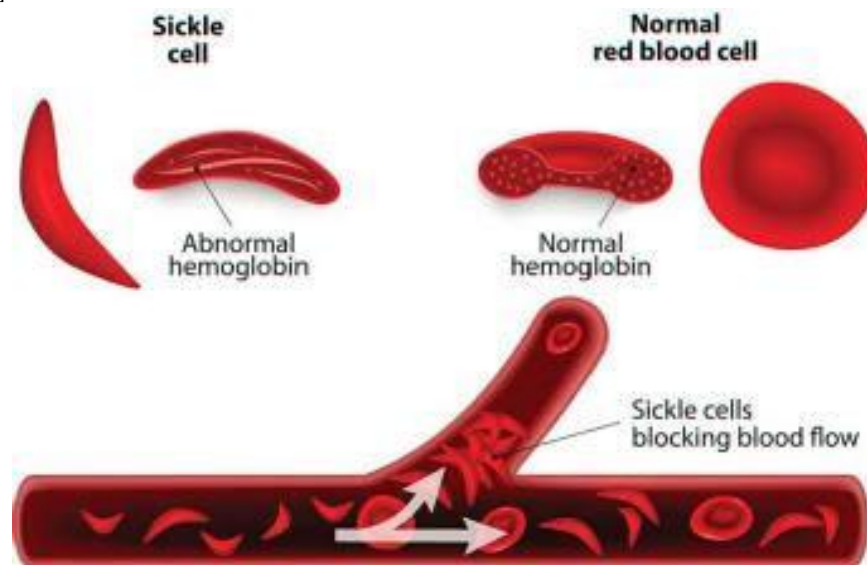


Figure 2 : Sickle Cell Anemia

**3) Hemophilia:**

Hemophilia is an inherited bleeding disorder caused by deficiency of clotting factors responsible for blood coagulation. It is inherited as an X-linked recessive disorder and mainly affects males, while females are usually carriers.[18]



□ **Symptoms include:**

- o Excessive bleeding
- o Joint bleeding And Bruising
- o Internal bleeding
- o Swelling and pain in joints
- o Severe bleeding into muscles
- o brain can become life-threatening[19]

□ **Diagnosis includes:**

- o Clotting factor assay
- o Coagulation tests
- o Genetic testing.

□ **Affected Body System:**

- o Blood clotting system
- o Joints and muscles

□ **Treatment :**

mainly involves replacement of deficient clotting factors through injections. Advanced therapies such as gene therapy are also being developed. Hemophilia requires lifelong management and careful monitoring to prevent complications.[19]

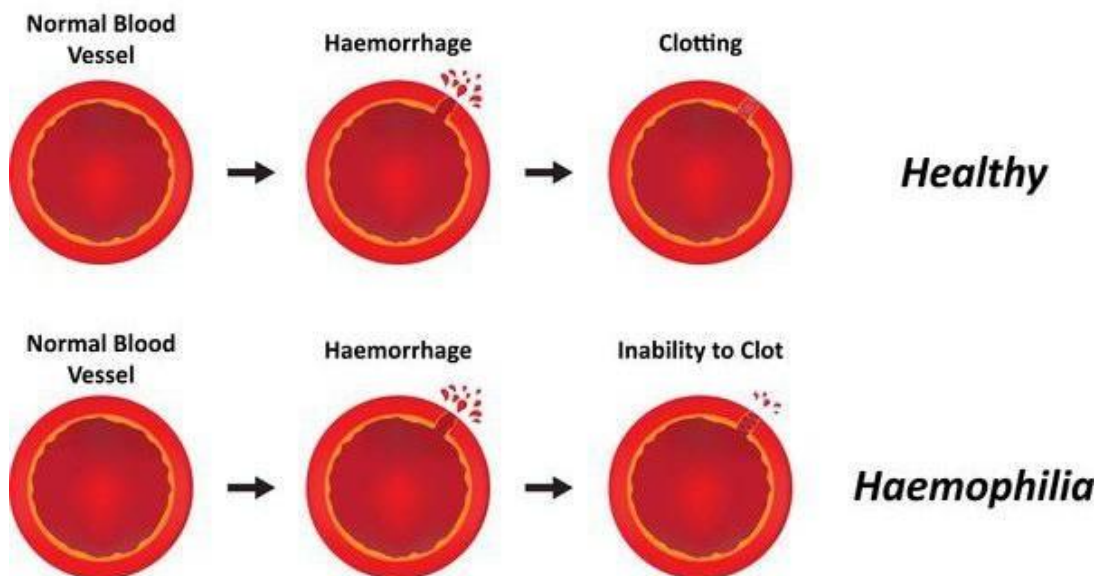


Figure 3: Hemophilia

**4) Down Syndrome:**

Down syndrome is a chromosomal disorder caused due to the presence of an extra copy of chromosome 21. This condition is also known as trisomy 21. Down syndrome occurs because of abnormal chromosome separation during formation of reproductive cells. It is not usually inherited but occurs due to chromosomal nondisjunction.[25]

Individuals with Down syndrome have characteristic physical features and intellectual disability.

□ **Common Symptoms include :**

- o Flat facial profile
- o Small nose
- o Slanted eyes



- o Short neck
- o Poor muscle tone
- o Intellectual disability Delayed developmental milestones.

□ **Diagnosis:**

- o Karyotyping
- o Prenatal screening
- o Ultrasound
- o Genetic testing

□ **Affected Body System:**

- o Nervous system
- o Cardiovascular system
- o Endocrine system

□ **Treatments :**

- o personalized treatments, including early intervention, therapies, and management of associated health conditions. [29]



Figure 4 : Down Syndrome

**5) Duchenne Muscular Dystrophy:**

Duchenne muscular dystrophy is a severe inherited muscle disorder caused by mutation in the dystrophin gene present on the X chromosome. It is inherited as an X-linked recessive disorder and mainly affects boys. Dystrophin is a protein essential for maintaining muscle strength and stability. Absence of dystrophin leads to progressive muscle degeneration and weakness.[31]

□ **Common symptoms include:**

- o Difficulty walking



- o Frequent falls
- o Muscle weakness
- o Difficulty climbing stairs, Enlarged calf muscles
- o Loss of mobility
- **Diagnosis includes:**
  - o Genetic testing
  - o Muscle biopsy
  - o Creatine kinase test
- **Treatment includes:**
  - o Physiotherapy
  - o Steroid therapy
  - o Respiratory support
  - o Cardiac care
- **Affected Body System:**
  - o Muscular system
  - o Respiratory system
  - o Cardiovascular system

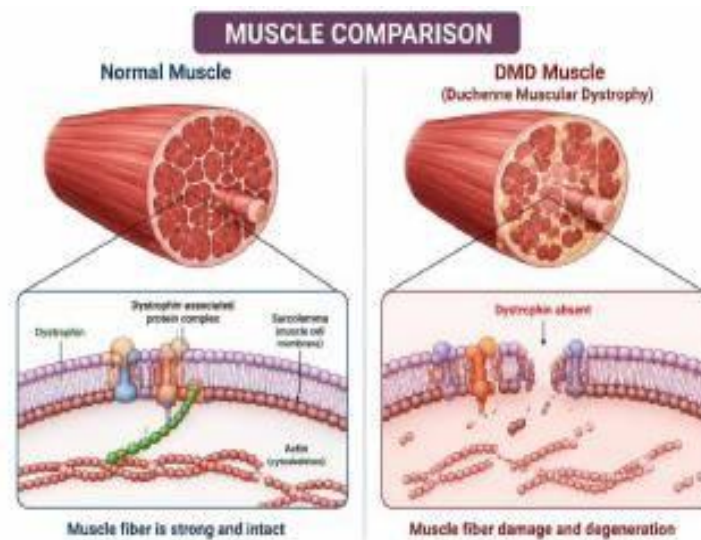


Figure 5 : Duchenne Muscular Dystrophy

#### 6) Cystic Fibrosis :

Cystic fibrosis is a genetic disorder caused by mutation in the CFTR gene. This mutation affects chloride transport in cells, leading to production of thick mucus in various organs.[32]

- **Symptoms include:**
  - o Chronic lung infections
  - o Persistent cough
  - o Difficulty breathing
  - o Poor weight gain
  - o Digestive problems



- **Diagnosis:**
  - o Sweat chloride test
  - o Genetic testing
  - o Chest X-ray
- **Treatment involves:**
  - o Antibiotics
  - o Chest physiotherapy
- **The disease mainly affects:**
  - o Lungs
  - o Pancreas
  - o Digestive system
  - o Sweat gland

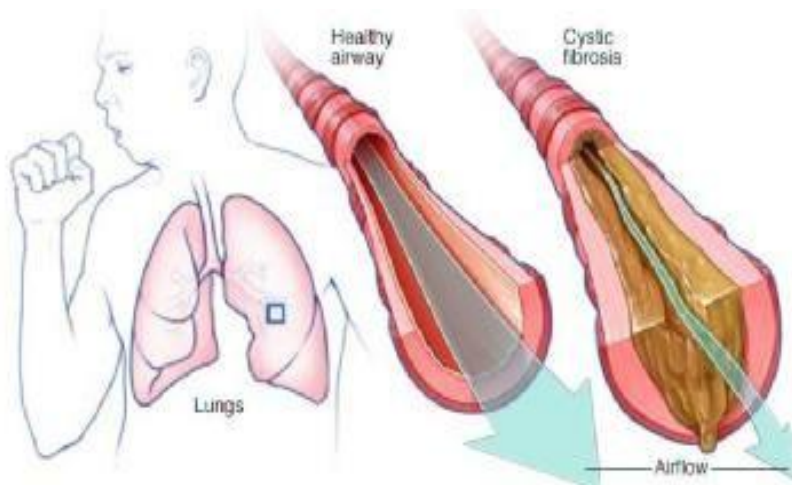


Figure 6 : Cystic Fibrosis

### 7) Huntington Disease :

Huntington disease is a progressive neurological disorder inherited as an autosomal dominant condition. It is caused due to mutation in the HTT gene. The disease affects brain cells and leads to progressive degeneration of the nervous system.[33]

- **Symptoms:**
  - o Abnormal body movements
  - o Memory loss Depression
  - o Difficulty speaking
  - o Personality changes
- **Diagnosis :**
  - o Family history
  - o Neurological examination
  - o Genetic testing
- **Affected Body System:**
  - o Nervous system
  - o Brain and muscles
- **Treatment :**

There is no permanent cure, but medications and supportive therapy help manage symptoms.



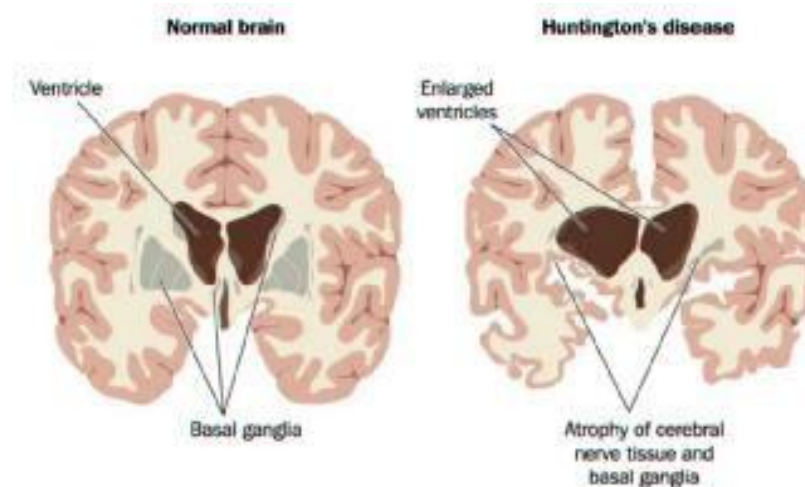


Figure 7 : Huntington Disease

#### 8) Phenylketonuria (PKU) :

Phenylketonuria is an inherited metabolic disorder caused due to deficiency of phenylalanine hydroxylase enzyme. Accumulation of phenylalanine damages brain development and nervous system function.[35]

Early newborn screening is important for prevention of severe complications. Strict dietary management helps control symptoms effectively. Delayed treatment may lead to intellectual disability and neurological damage.[37]

##### □ **Symptoms:**

- o Developmental delay
- o Seizures
- o Intellectual disability
- o Skin rashes Behavioral problems

##### □ **Diagnosis:**

- o Newborn screening
- o Blood phenylalanine test
- o Genetic testing

##### □ **Treatment:**

- o Low phenylalanine diet
- o Nutritional supplements
- o Regular monitoring

##### □ **Affected Body System:**

- o Nervous system
- o Brain metabolism



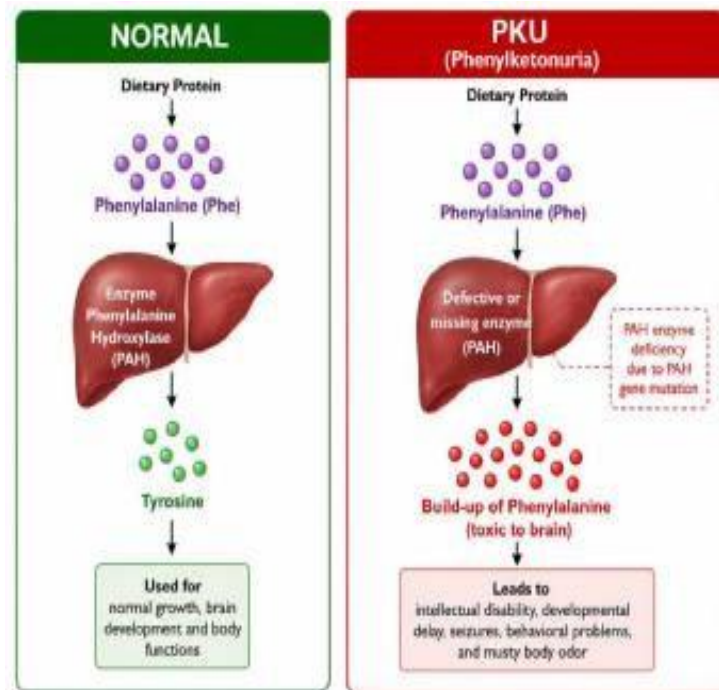


Figure 8 : Phenylketonuria

### 9) Spinal Muscular Atrophy (SMA):

Spinal muscular atrophy is an inherited neuromuscular disorder affecting motor neurons. Progressive muscle weakness reduces movement and physical activity.

Severe cases may affect breathing and swallowing functions. Early physiotherapy and supportive care improve patient management. Recent gene therapy advancements have improved treatment possibilities.[39]

#### □ Symptoms:

- o Muscle weakness
- o Difficulty in movement
- o Poor muscle tone
- o Breathing problems
- o Difficulty in swallowing

#### □ Diagnosis:

- o Genetic testing
- o Electromyography
- o Muscle biopsy

#### □ Treatment:

- o Physiotherapy
- o Respiratory support
- o Nutritional management
- o Gene therapy

#### □ Affected Body System:

- o Nervous system
- o Muscular system



o Respiratory system

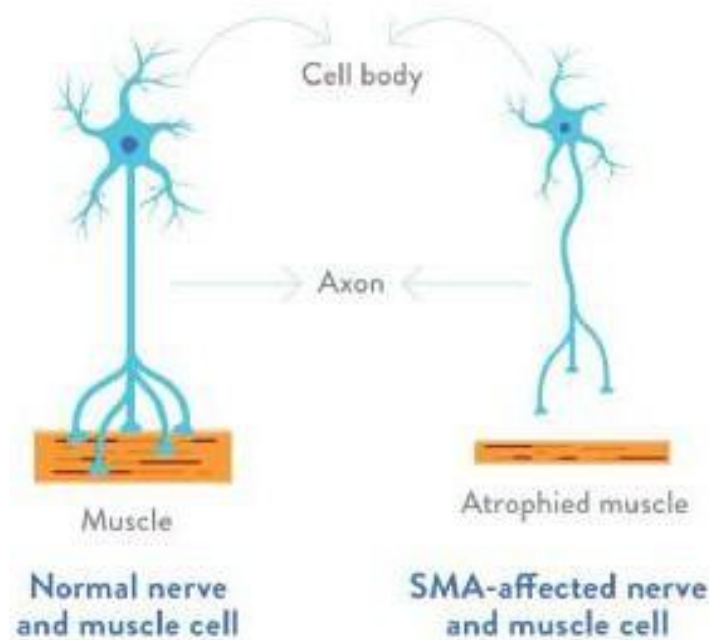


Figure 9: Spinal Muscular Atrophy

### GENETIC DIAGNOSIS TECHNIQUES

1) Karyotyping :

Karyotyping is a technique used to study the number and structure of chromosomes for detecting chromosomal abnormalities.[22]

2) Polymerase Chain Reaction (PCR) :

PCR is used to amplify small amounts of DNA and helps identify genetic mutations and inherited disorders.[27]

3) DNA Sequencing :

DNA sequencing determines the exact order of nucleotides in DNA and helps detect disease causing mutations.[30]

4) Fluorescence In Situ Hybridization (FISH) :

FISH uses fluorescent probes to identify specific DNA sequences and chromosomal abnormalities.[33]

5) Prenatal Diagnosis :

Prenatal diagnostic methods help detect genetic abnormalities in the fetus before birth.[39]

6) Carrier Screening :

Carrier screening identifies individuals carrying defective genes responsible for inherited disorders.

7) Newborn Screening :

Newborn screening detects genetic and metabolic disorders in infants soon after birth.[40]



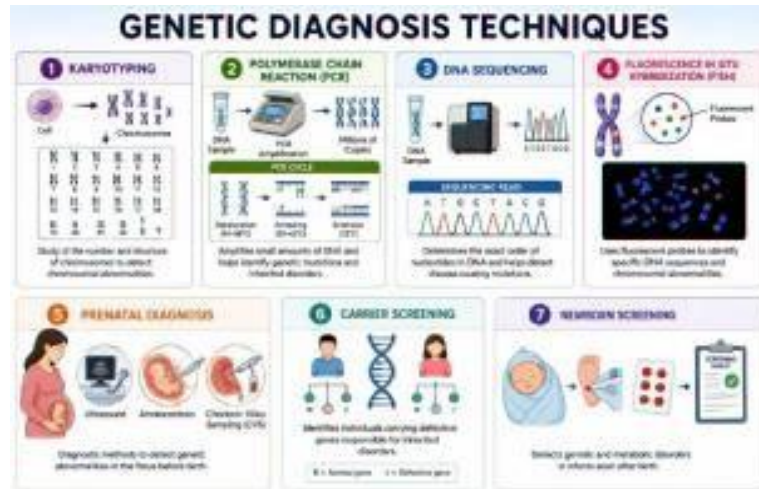


Figure : Genetic Diagnosis Techniques

**TREATMENT AND RECENT ADVANCES :**

1) Drug Therapy :

o Medicines are used to control symptoms and complications of inherited disorders.

o Examples:

Hydroxyurea is used in sickle cell anemia to reduce pain crises. Corticosteroids are used in muscular dystrophy to improve muscle strength. Anticonvulsants are used to control seizures in neurological disorders.[2]

2) Blood Transfusion Therapy

o Regular blood transfusions are given in disorders like thalassemia and severe sickle cell anemia to maintain normal hemoglobin levels and improve oxygen supply in the body.[3]

3) Iron Chelation Therapy

o Repeated blood transfusions can cause iron overload in the body.

• Medicines such as:

- o Deferasirox
- o Deferoxamine
- o Deferiprone

Medicines are used to remove excess iron and prevent damage to organs like heart and liver.

4) Dietary Management :

o Special diets help control inherited metabolic disorders. Example:

1. Low phenylalanine diet is used in phenylketonuria (PKU).
2. Avoidance of milk products is recommended in galactosemia.

5) Physiotherapy and Rehabilitation :

o Physiotherapy helps improve movement, muscle strength, balance, and physical activity in disorders like muscular dystrophy and cerebral palsy.

6) Enzyme Replacement Therapy :

o Artificial enzymes are given in disorders where certain enzymes are absent or deficient.

o Examples include treatment of:

- o Gaucher disease
- o Fabry disease
- o Pompe disease



7) Stem Cell Therapy :

o Stem cell or bone marrow transplantation helps replace defective blood cells in disorders like thalassemia, leukemia, and sickle cell anemia.

8) Gene Therapy :

o Gene therapy aims to replace or repair defective genes responsible for inherited diseases. It is being studied for disorders like hemophilia and thalassemia.[9]

9) Personalized Medicine :

o Personalized medicine provides treatment according to the patient's genetic makeup, helping improve drug effectiveness and reduce side effects.[36]

**RECENT ADVANCES IN GENETICS**

1) Recent advancements in molecular genetics have improved diagnosis and treatment of inherited disorders.

2) Polymerase Chain Reaction (PCR) and DNA sequencing provide accurate identification of genetic mutations.

3) CRISPR-Cas9 gene editing technology shows promising results in correction of defective genes.

4) Stem cell therapy is being studied for treatment of blood disorders and neuromuscular diseases.

5) Pharmacogenomics helps provide personalized treatment according to individual genetic makeup.

6) Whole genome sequencing improves detection of rare inherited disorders and genetic variations.

7) Artificial intelligence and bioinformatics improve analysis and interpretation of genetic data.

8) Advanced prenatal diagnostic techniques allow early detection of chromosomal abnormalities during pregnancy.

9) Recombinant DNA technology has improved development of modern biotechnology-based therapies .[37,40]

**PREVENTION OF GENETIC DISORDERS**

1) Genetic counseling helps individuals and families understand the risk of inherited diseases and methods of prevention.[4]

2) Carrier screening programs help identify individuals carrying defective genes before marriage or pregnancy.

3) Prenatal diagnosis allows early detection of genetic abnormalities during pregnancy. Newborn screening helps identify inherited metabolic and genetic disorders soon after birth.

4) Public awareness programs improve knowledge regarding genetic diseases and preventive healthcare.[15]

5) Avoidance of consanguineous marriages helps reduce risk of autosomal recessive disorders.

6) Early diagnosis and timely treatment help prevent severe complications associated with inherited diseases.

7) Proper maternal healthcare and nutritional support during pregnancy improve fetal health and development.

8) Vaccination and infection control measures help reduce complications in genetically affected children.

9) Advances in molecular genetics and gene therapy may help prevent transmission of inherited disorders in future.[28]





Figure : Prevention Of Genetic Disorders

### ROLE OF PHARMACIST IN GENETIC DISORDERS

#### 1) Medication Management :

Pharmacists ensure correct dispensing of medicines, proper dosage, and safe drug therapy for patients suffering from inherited disorders.[32]

#### 2) Patient Counseling :

They educate patients and families regarding disease condition, medicine use, side effects, diet, and importance of regular treatment.[35]

#### 3) Pharmacogenomics Support :

Pharmacists help doctors choose suitable medicines according to the patient's genetic profile to improve treatment effectiveness.

#### 4) Monitoring Adverse Drug Reactions :

They monitor side effects, allergic reactions, and drug interactions during long-term therapy in genetic disorders.

#### 5) Role in Blood Transfusion Therapy :

Pharmacists assist in management of iron chelation therapy and supportive treatment in disorders like thalassemia and sickle cell anemia.

#### 6) Public Awareness and Education :

They conduct awareness programs regarding inherited disorders, genetic testing, carrier screening, and prevention methods.

#### 7) Participation in Research and Clinical Trials :

Pharmacists contribute to development of new medicines, gene therapy research, and clinical studies related to genetic diseases.

#### 8) Support in Personalized Medicine :

They help provide individualized treatment based on genetic makeup and patient response to medicines.

#### 9) Guidance on Treatment Adherence :

Pharmacists encourage patients to follow regular medication schedules and continue lifelong treatment properly.



10) Role in Healthcare Team Coordination :

- o They work closely with doctors, nurses, and genetic counselors to provide better management and healthcare services for patients with inherited disorders.
- o Pharmacists play an important role in management and counseling of patients suffering from inherited disorders.
- o They help patients understand proper use of medicines, dosage schedule, and possible side effects.
- o Pharmacists monitor drug interactions and adverse drug reactions during long-term therapy.
- o They improve patient compliance and treatment adherence through proper counseling and follow-up.
- o Pharmacists participate in public awareness programs regarding genetic disorders and preventive healthcare.
- o They provide guidance regarding nutritional supplements, supportive therapy, and lifestyle modifications.
- o Pharmacogenomics helps pharmacists understand genetic influence on drug response and personalized medicine.
- o Pharmacists also assist healthcare teams in selection of safe and effective treatment plans for genetic diseases. Counseling provided by pharmacists helps reduce anxiety and improve quality of life in affected patients and families.
- o Clinical pharmacists contribute to research and development of advanced therapies for inherited disorders.[37,40]

### **INHERITED DISORDERS IN INDIAN POPULATION**

Inherited disorders have become an important public health problem in India because of the country's large population, high birth rate, genetic diversity, and social practices such as endogamy and consanguineous marriages. India is one of the most genetically diverse countries in the world, with thousands of communities, castes, tribes, and ethnic groups. Due to this diversity, certain inherited disorders are found more frequently in specific populations and geographical regions.[17]

Lack of awareness regarding carrier screening and genetic counseling contributes to increasing disease burden. Rural and tribal populations are more affected due to limited healthcare facilities and delayed diagnosis.[21]

- Thalassemia and sickle cell anemia are among the most common inherited blood disorders in India. Genetic disorders create emotional, social, and financial burden on affected families.
- Early diagnosis and newborn screening help reduce complications associated with inherited diseases.
- Public health programs and awareness campaigns are important for prevention and disease management. Modern genetic technologies are improving diagnosis and treatment possibilities in India. Government healthcare initiatives support screening, counseling, and preventive healthcare services for genetic disorders.
- Many inherited disorders remain undiagnosed in India because of lack of awareness, limited access to healthcare facilities, social stigma, poverty, and insufficient genetic screening programs. As a result, a large number of affected children are born every year with serious genetic conditions that require lifelong medical care and support.
- Annual Birth Burden: Over 50 lakh (5 million) babies are born every single year with an inherited genetic defect or congenital malformation in India.
- The Rare Disease Burden: Approximately 70 million (7 crore) Indians live with a "rare disease." Epidemiological studies show that 80% of these rare diseases are purely genetic in origin.
- Childhood Mortality: In urban Indian hospitals, genetic disorders have risen to become the third most common cause of death in newborns, responsible for roughly 10% of all infant mortalities.
- Documented Disorders: Out of thousands of known global genetic conditions, more than 450 unique genetic disorders have been formally identified and documented within various Indian communities.
- Beta-Thalassemia Major: This is a severe blood disorder where the body cannot produce functional hemoglobin, leading to chronic anemia. Approximately 9,000 children are born with Thalassemia Major every year in India, requiring painful, lifelong blood transfusions every few weeks.[23,24]
- Sickle Cell Disease (SCD): This condition causes red blood cells to morph into a rigid, sickle shape, blocking blood flow and causing severe pain and organ damage. It is heavily concentrated in the tribal populations of central, western, and southern India, with over 5,200 babies born with it annually. [32]



- Down Syndrome : A chromosomal disorder caused by an accidental extra copy of chromosome 21. It affects physical growth and cognitive development, impacting roughly 21,400 newborn babies each year in India.[33]
- Glucose-6-Phosphate Dehydrogenase (G6PD) Deficiency: An inherited enzyme deficiency that causes red blood cells to break down prematurely. It is estimated to affect up to 3,90,000 newborns annually across various regional clusters.[34]
- Inborn Errors of Metabolism (IEM): A group of rare genetic disorders where the body cannot properly turn food into energy (e.g., Phenylketonuria). IEMs affect nearly 9,760 infants every year.[36]
- India also faces challenges related to rare genetic diseases such as Duchenne muscular dystrophy, spinal muscular atrophy, cystic fibrosis, and metabolic disorders. Although individually rare, collectively these disorders affect a large number of patients. Treatment of rare diseases is often expensive and inaccessible for many families.
- Government initiatives have been launched to reduce the burden of inherited disorders in India. [37]
- Programs such as:
  - o National Health Mission (NHM)
  - o Rashtriya Bal Swasthya Karyakram (RBSK)
  - o National Sickle Cell Anemia Elimination Mission

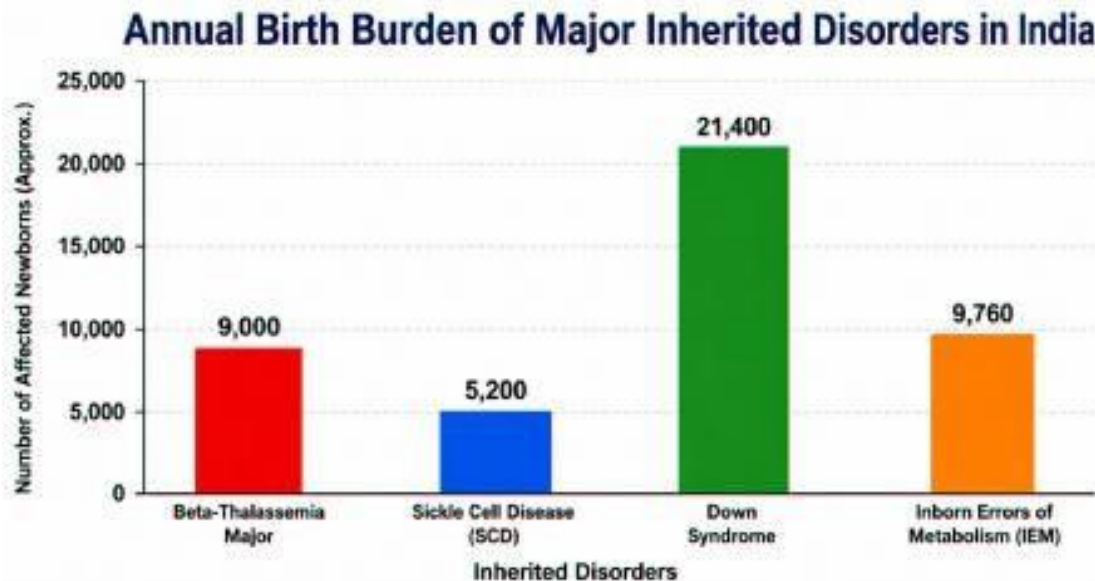


Figure: Inherited Disorders In Indian Population

**GOVERNMENT PROGRAMS IN INDIA**

**1. National Health Mission (NHM) – 2013**

The National Health Mission was launched by the Government of India in 2013 to improve healthcare services across the country.[1]It focuses on strengthening rural and urban healthcare systems, maternal and child healthcare, disease prevention, and early diagnosis of various disorders including genetic diseases.[2]

□ **Objectives:**

- o Improve healthcare infrastructure.
- o Provide affordable healthcare services .
- o Promote early diagnosis and treatment Increase awareness regarding genetic and congenital disorders.



**□ Importance in Genetic Disorders:**

NHM supports screening programs, prenatal care, newborn healthcare, and awareness activities related to inherited disorders.

2. Rashtriya Bal Swasthya Karyakram (RBSK).

2013 RBSK was launched in 2013 under the National Health Mission for early identification and treatment of health problems in children from birth to 18 years.[5]

**□ Focus Areas:**

The program covers the “4 Ds”:

- o Defects at birth
- o Diseases
- o Deficiencies
- o Developmental delays and disabilities.

**□ Role in Genetic Disorders:**

o RBSK helps in early detection of congenital and inherited disorders Such as:

- o Down syndrome
- o Congenital heart diseases And Metabolic disorders

3. National Sickle Cell Anaemia Elimination Mission – 2023

□ The Government of India launched this mission in 2023 with the aim of eliminating sickle cell anemia by the year 2047.[9]

**□ Objectives:**

- o Screen people for sickle cell disease
- o Identify carriers Provide genetic counseling
- o Improve treatment
- o facilities Increase awareness in tribal populations

4. Indian Council of Medical Research (ICMR) – 2007

ICMR conducts research related to genetic diseases and inherited disorders. It supports newborn screening, carrier detection, and genetic studies in Indian populations. Research findings help improve diagnosis and treatment strategies for genetic diseases.[13]

5. Department of Biotechnology (DBT) – 1986

DBT supports research in biotechnology, molecular genetics, and gene therapy. It funds projects related to genetic diagnosis and advanced treatment technologies. Development of affordable healthcare technologies is encouraged through DBT programs.[16]

6. Ayushman Bharat Scheme – 2018

The scheme provides financial support for treatment and hospitalization of serious diseases. Economically weaker patients suffering from inherited disorders receive healthcare benefits. Healthcare access and diagnostic facilities are improved under the scheme.[17]

7. Genome India Project – 2020

The project studies genetic diversity and disease-causing mutations in Indian populations. It supports development of personalized medicine and precision healthcare. Genomic databases help improve future diagnosis and treatment of inherited disorders.[22]

**ADVANTAGES AND LIMITATIONS ADVANTAGES :**

- 1) Early Diagnosis Genetic testing helps in early detection of inherited disorders before severe symptoms develop.
- 2) Better Treatment Planning Accurate diagnosis helps doctors select proper treatment and management strategies.
- 3) Prevention of Genetic Disorders Carrier screening and prenatal diagnosis help reduce transmission of inherited diseases to future generations.



- 4) Improved Quality of Life Early treatment and proper management improve survival and quality of life of patients.
- 5) Personalized Medicine Treatment can be selected according to the patient's genetic profile for better effectiveness.
- 6) Genetic Counseling Support Families receive guidance regarding disease risk, inheritance, and future pregnancies.
- 7) Advanced Research Opportunities Modern genetics supports development of gene therapy, stem cell therapy, and new medicines.
- 8) Public Health Benefits Screening programs help reduce healthcare burden and improve disease prevention.
- 9) Better Understanding of Diseases Genetics helps understand the molecular cause and inheritance pattern of diseases.
- 10) Improved Prenatal Care Prenatal diagnosis helps detect abnormalities during pregnancy and supports early medical decisions.[24,37]

#### **LIMITATIONS :**

- High Cost : Genetic testing and advanced treatments such as gene therapy are expensive.
  - Limited Availability Advanced diagnostic facilities are not easily available in rural and remote areas.
  - Ethical Issues Genetic testing and gene editing may create ethical and social concerns.
  - Psychological Stress Positive genetic test results may create anxiety and emotional stress in patients and families.
  - Lack of Awareness Many people are unaware about inherited disorders and available genetic services.
  - Limited Treatment Options Complete cure is not available for many inherited disorders.
  - Risk of Misuse of Genetic Information Genetic data may be misused if confidentiality is not maintained properly.
  - Technical Complexity Genetic diagnosis requires specialized equipment and trained professionals.
- Possibility of Incorrect Interpretation Some genetic test results may be difficult to interpret accurately.[24,25]

#### **RESULTS :**

Different inherited disorders commonly found in India were studied successfully. Information regarding causes, symptoms, diagnosis, treatment, and inheritance patterns was analyzed. Modern diagnostic techniques such as PCR, DNA sequencing, and genetic testing were studied. Recent advances including gene therapy, CRISPR technology, and personalized medicine showed promising future applications. The study highlighted importance of early diagnosis, genetic counseling, public awareness, and government healthcare programs in management of inherited disorders.

## **II. CONCLUSION**

Inherited disorders are important genetic diseases caused by abnormalities in genes, chromosomes, or DNA. These disorders may be inherited from parents to children and can affect various body systems such as blood, muscles, nervous system, metabolism, and immunity. Some inherited disorders may cause lifelong disability, developmental delay, chronic illness, and emotional stress. India has a significant burden of genetic disorders because of its large population, genetic diversity, consanguineous marriages, and lack of awareness regarding hereditary diseases.

Disorders such as thalassemia, sickle cell anemia, hemophilia, Down syndrome, and muscular dystrophy are commonly seen in different parts of the country. These diseases not only affect patients physically and mentally but also create social and economic burden on families and healthcare systems. Advances in genetics, molecular biology, and biotechnology have greatly improved understanding of inherited disorders.

Modern diagnostic techniques such as genetic testing, DNA sequencing, prenatal diagnosis, carrier screening, and newborn screening help in early detection and prevention of genetic diseases.

Genetic counseling also plays an important role in educating families about inheritance patterns, disease risk, and preventive measures. Treatment and management of inherited disorders have improved with the development of drug therapy, blood transfusion therapy, enzyme replacement therapy, stem cell therapy, gene therapy, and personalized medicine.



Recent technologies such as CRISPR-Cas9 and pharmacogenomics have opened new possibilities for future treatment and possible cures of several inherited disorders. Pharmacists and healthcare professionals contribute significantly through medication management, patient counseling, public awareness, and support in personalized medicine.

Government programs in India are also helping improve screening, diagnosis, and preventive healthcare services for genetic disorders. Although many challenges such as high treatment cost, lack of awareness, ethical issues, and limited healthcare facilities still exist, continuous research and technological advancements are improving the future of genetic healthcare.

Therefore, proper education, early diagnosis, awareness programs, genetic counseling, and advanced treatment strategies are essential for reducing the burden of inherited disorders and improving the quality of life of affected individuals in India.

### **FUTURE SCOPE**

- o Gene therapy and CRISPR technology may provide effective treatment for inherited disorders in future.
- o Personalized medicine and pharmacogenomics can improve safety and effectiveness of drug therapy.
- o Advanced genetic screening techniques may help reduce transmission of genetic diseases.
- o Artificial intelligence and bioinformatics may improve genetic diagnosis and disease prediction.
- o Increased awareness, research, and government healthcare initiatives can improve management of inherited disorders in India.

### **REFERENCES**

1. World Health Organization. Genetics and inherited disorders.
2. Indian Council of Medical Research (ICMR). Genetic research in India.
3. Department of Biotechnology (DBT). Biotechnology and genetics research.
4. National Health Mission (NHM). Public healthcare initiatives in India.
5. Genome India Project. Genomic research in Indian population.
6. Centers for Disease Control and Prevention (CDC). Genetics and inherited disorders.
7. National Human Genome Research Institute (NHGRI). Human genome research.
8. MedlinePlus. Genetic disorders and diagnosis.
9. Mayo Clinic. Genetic disease management and treatment.
10. National Organization for Rare Disorders (NORD). Rare inherited diseases.
11. National Library of Medicine. Molecular genetics and genomics.
12. UNICEF India. Child health and genetic disorders.
13. Rashtriya Bal Swasthya Karyakram (RBSK). Child screening initiative.
14. National Policy for Rare Diseases. Government healthcare policy.
15. National Sickle Cell Anaemia Elimination Mission. Government of India.
16. Human Genome Project Information Archive.
17. American Society of Human Genetics (ASHG).
18. Genetics Society of America (GSA).
19. Online Mendelian Inheritance in Man (OMIM).
20. Genetic Alliance. Genetic healthcare resources.
21. National Institute of Child Health and Human Development (NICHD).
22. American College of Medical Genetics and Genomics (ACMG).
23. Orphanet. Rare genetic disease database.
24. National Institutes of Health (NIH). Genetics and rare diseases.
25. World Health Organization. Genomics and public health reports.
26. Kary Mullis. Polymerase Chain Reaction research studies.



27. Watson JD and Crick FH. Discovery of DNA structure.
28. Gregor Johann Mendel. Laws of inheritance research.
29. Thomas Hunt Morgan. Chromosomal theory of inheritance.
30. Archibald Garrod. Inborn errors of metabolism studies.
31. Jérôme Lejeune. Discovery of trisomy 21 in Down syndrome.
32. Jennifer Doudna and Emmanuelle Charpentier. CRISPR-Cas9 research.
33. Indian Genome Variation Consortium Study. Genetic diversity in India.
34. International Rare Diseases Research Consortium (IRDIRC).
35. Pharmacogenomics research studies and personalized medicine reports.
36. Stem cell therapy research in inherited blood disorders.
37. Next Generation Sequencing (NGS) studies in genetics.
38. Gene therapy clinical trials for inherited disorders.
39. Government of India. Ayushman Bharat healthcare scheme.
40. Department of Biotechnology, Government of India. Genome India Project reports.

