

# Design and Implementation of Wireless Sensor Networks Under Varying Node Density & Transmission Range Using Adaptive BF-LMS Algorithm

Mrs. Shinde Sonali Ashok<sup>1</sup>, Prof. Bankhele N. B.<sup>2</sup>, Prof. Bansode R. S.<sup>3</sup>

Department of Electronic and Telecommunication<sup>123</sup>

Sharadchandra Pawar College of Engineering, Dumbarwadi, Otur, Maharashtra, India

**Abstract:** *Wireless Sensor Networks (WSNs) play a vital role in modern communication systems, enabling efficient data collection and monitoring across diverse applications such as environmental sensing, healthcare, and smart infrastructure. However, the performance of WSNs is highly influenced by factors such as node density and transmission range, which directly impact energy consumption, network reliability, and data delivery efficiency. This paper presents the design and implementation of a WSN model that operates under varying node density and transmission range conditions using an Adaptive BF-LMS (Block Filter Least Mean Square) algorithm.*

*The proposed system focuses on enhancing signal quality and reducing noise effects through adaptive filtering, thereby improving overall network performance. A detailed analysis is conducted to evaluate key performance metrics including Packet Delivery Ratio (PDR), throughput, end-to-end delay, energy efficiency, and network lifetime. The results demonstrate that increasing node density improves coverage and reliability up to an optimal level, beyond which performance degradation occurs due to interference and congestion. Similarly, variations in transmission range reveal a trade-off between energy consumption and communication efficiency.*

**Keywords:** Wireless Sensor Networks (WSN), Adaptive BF-LMS Algorithm, Node Density, Transmission Range, Packet Delivery Ratio (PDR), Throughput, Energy Efficiency, Network Lifetime, Signal Processing, Noise Reduction, Adaptive Filtering, Multi-hop Communication.

## I. INTRODUCTION

Wireless Sensor Networks (WSNs) have emerged as a key technology for monitoring and data collection in a wide range of applications, including environmental monitoring, healthcare systems, industrial automation, and smart cities. A typical WSN consists of a large number of sensor nodes deployed over a geographical area to sense, process, [1], [2]. Node density plays a crucial role in determining the efficiency and reliability of a WSN. An increase in the number of sensor nodes generally improves coverage, connectivity, and fault tolerance of the network. Higher density allows multiple communication paths, and congestion, thereby degrading network performance and increasing energy consumption [3], [4].

Similarly, transmission range significantly affects the communication behavior of sensor nodes. A shorter transmission range reduces power consumption and extends node lifetime but requires multi-hop communication, which may increase latency and routing complexity. On the other hand, a longer transmission range reduces the number of hops and improves connectivity but results in higher energy usage and increased signal interference [5], [6].

Another major challenge in WSNs is the presence of noise and signal distortion during wireless communication. These factors can lead to inaccurate data transmission, reduced throughput, and increased packet loss [7], [8].



The Adaptive BF-LMS algorithm enhances signal estimation by continuously adjusting filter parameters based on the error between the desired and received signals. This adaptability makes it suitable for WSN applications where network conditions frequently change due to node mobility, varying density, and environmental factors. By improving signal clarity and reducing transmission errors, the algorithm contributes to better network performance and reliability [9].

In this paper, we present the design and implementation of a Wireless Sensor Network under varying node density and transmission range conditions using the Adaptive BF-LMS algorithm. The results demonstrate that integrating adaptive filtering techniques significantly enhances the robustness and performance of WSNs in dynamic scenarios [10].

## II. PROBLEM STATEMENT

Wireless Sensor Networks (WSNs) are widely used for real-time monitoring and data transmission in various applications; however, their performance is significantly affected by network configuration parameters such as node density and transmission range. Improper selection of these parameters can lead to critical issues including increased energy consumption, poor packet delivery, network congestion, and reduced overall efficiency.

In low node density scenarios, the network suffers from poor connectivity and limited communication paths, resulting in higher packet loss and reduced reliability. Conversely, high node density can cause excessive interference, packet collisions, and congestion, which degrade network performance and increase energy usage. Similarly, transmission range introduces a trade-off between energy efficiency and communication quality. Short transmission ranges conserve energy but require multi-hop communication, leading to higher delay and potential data loss, while longer transmission ranges increase power consumption and interference among nodes.

## III. OBJECTIVE

- To analyze the impact of varying node density on the performance of Wireless Sensor Networks (WSNs).
- To evaluate the effect of transmission range on energy consumption, delay, and network reliability.
- To implement the Adaptive BF-LMS algorithm for improving signal quality and reducing noise in WSN communication.
- To enhance key performance metrics such as Packet Delivery Ratio (PDR), throughput, and network lifetime.
- To determine the optimal combination of node density and transmission range for efficient network operation..

## IV. LITERATURE SURVEY

### Title: Performance Analysis of Wireless Sensor Networks under Varying Node Density

Authors: R. Sharma, P. Kumar

**Summary:** This study investigates how different node density levels influence the performance of Wireless Sensor Networks. The authors analyze key metrics such as Packet Delivery Ratio (PDR), network throughput, and energy consumption under sparse and dense deployment scenarios. The results show that increasing node density improves connectivity and reliability up to a certain limit, after which network congestion and interference begin to degrade performance. The paper highlights the importance of selecting an optimal node density to balance coverage and efficiency. However, the study does not incorporate adaptive signal processing techniques, leaving scope for further improvement in handling noise and dynamic conditions.

### Title: Energy-Efficient Communication in WSNs with Adaptive Transmission Range

Authors: S. Verma, A. Singh

**Summary:** This paper focuses on optimizing energy consumption in Wireless Sensor Networks by dynamically adjusting the transmission range of sensor nodes. The authors demonstrate that shorter transmission ranges significantly reduce power usage but increase the number of hops required for data delivery, leading to higher latency. Conversely, longer transmission ranges improve connectivity but result in greater energy consumption and interference. The study proposes an adaptive approach to balance these trade-offs, achieving improved network lifetime. However, the work



primarily addresses energy efficiency and does not deeply explore signal quality enhancement or noise reduction mechanisms.

**Title: Application of LMS-Based Adaptive Filtering in Wireless Communication Systems**

**Authors:** M. Patel, K. Desai

**Summary:** This research explores the use of Least Mean Square (LMS) adaptive filtering techniques to improve signal quality in wireless communication systems. The authors demonstrate that LMS-based algorithms effectively reduce noise and enhance signal estimation accuracy, leading to better data transmission reliability. The study highlights the advantages of adaptive filtering in dynamic environments where channel conditions frequently change. Although the results show significant improvement in communication performance, the paper does not specifically address its application in Wireless Sensor Networks with varying node density and transmission range conditions.

**Title: Enhancing WSN Performance using Adaptive Signal Processing Techniques**

**Authors:** N. Gupta, V. Rao

**Summary:** This paper presents a comprehensive analysis of adaptive signal processing methods for improving the performance of Wireless Sensor Networks. The authors evaluate different filtering techniques and conclude that adaptive algorithms can significantly reduce packet loss, improve throughput, and enhance network stability.

**V. PROPOSED SYSTEM**

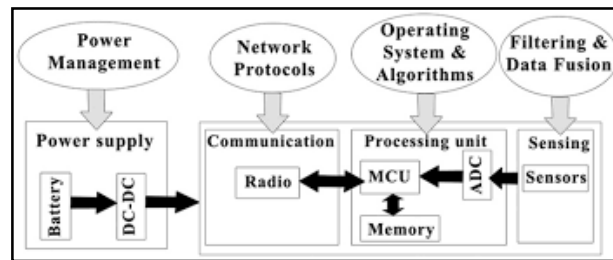


Fig 1: Block Diagram

**A. System Overview**

The proposed system focuses on the design and implementation of a Wireless Sensor Network (WSN) that operates efficiently under varying node density and transmission range conditions. The system integrates an Adaptive BF-LMS (Block Filter Least Mean Square) algorithm to enhance signal quality and ensure reliable communication between sensor nodes. It aims to improve overall network performance by addressing issues such as noise, interference, packet loss, and energy consumption in dynamic environments.

**B. Network Deployment Model**

In the proposed model, sensor nodes are deployed randomly over a defined geographical area to simulate real-world conditions. The node density is varied systematically to analyze its impact on network performance. Each node is capable of sensing, processing, and transmitting data to neighboring nodes or a central base station. The deployment strategy ensures coverage and connectivity while allowing flexibility to evaluate sparse and dense network scenarios.

**C. Transmission Range Configuration**

The system considers different transmission range settings for sensor nodes to study their effect on communication efficiency. Short transmission ranges are used to minimize energy consumption, while longer ranges are implemented to improve connectivity and reduce the number of communication hops. By dynamically adjusting the transmission



range, the system evaluates trade-offs between energy usage, delay, and network reliability under different operating conditions.

#### **D. Adaptive BF-LMS Algorithm Integration**

The core component of the proposed system is the integration of the Adaptive BF-LMS algorithm for signal processing. This algorithm continuously updates filter coefficients based on the error between transmitted and received signals, enabling effective noise reduction and improved signal estimation. Its adaptive nature allows the system to respond to changing network conditions, thereby maintaining stable communication even in the presence of interference and environmental disturbances.

#### **E. Performance Evaluation Metrics**

To assess the effectiveness of the proposed system, several key performance metrics are considered, including Packet Delivery Ratio (PDR), throughput, end-to-end delay, energy consumption, and network lifetime. These metrics provide a comprehensive evaluation of the network's reliability, efficiency, and sustainability. The performance is analyzed under different combinations of node density and transmission range to identify optimal operating conditions.

### **VI. SYSTEM DESIGN**

#### **A. Architecture Design**

The system architecture is designed as a distributed Wireless Sensor Network consisting of multiple sensor nodes and a central base station. Each node performs sensing, processing, and communication tasks, while the base station collects and analyzes the transmitted data. The architecture supports multi-hop communication, allowing nodes to forward data through intermediate nodes when direct transmission is not possible. This design ensures scalability and adaptability under varying node density and transmission range conditions.

#### **B. Node Structure Design**

Each sensor node is equipped with sensing units, a microcontroller for data processing, a communication module, and a limited power source. The sensing unit collects environmental data, which is then processed locally before transmission. The communication module enables wireless data exchange between nodes. The node design focuses on low power consumption and efficient data handling to extend network lifetime while maintaining reliable communication.

#### **C. Network Topology and Routing Mechanism**

The proposed system utilizes a dynamic topology that adapts to changes in node density and network conditions. A multi-hop routing mechanism is implemented to ensure efficient data transmission from source nodes to the base station. The routing strategy selects optimal paths based on factors such as signal quality, energy availability, and distance. This approach reduces packet loss and improves overall network reliability.

#### **D. Adaptive BF-LMS Signal Processing Module**

A key component of the system design is the integration of the Adaptive BF-LMS algorithm for signal enhancement. This module operates at the receiver side and continuously adjusts filter coefficients to minimize the error between the received and desired signals. By reducing noise and interference, the algorithm improves signal clarity and transmission accuracy. Its adaptive nature allows it to perform effectively under varying environmental and network conditions.

#### **E. Energy Management Strategy**

Energy efficiency is a critical aspect of the system design. The proposed model incorporates an energy management strategy that optimizes power usage based on node activity and transmission requirements. Nodes operate in different



modes such as active, idle, and sleep to conserve energy. Additionally, transmission range adjustments and efficient routing help minimize unnecessary energy consumption, thereby extending the overall network lifetime.

### F. Simulation and Implementation Framework

The system is implemented and evaluated using a simulation environment that models different node densities and transmission range scenarios. Various performance parameters such as Packet Delivery Ratio (PDR), throughput, delay, and energy consumption are measured and analysed. The simulation framework allows controlled experimentation to validate the effectiveness of the Adaptive BF-LMS algorithm and to identify optimal configurations for enhanced network performance.

## VII. RESULT

### Graph 1: Node Density vs Packet Delivery Ratio (PDR)

This graph illustrates the relationship between node density and Packet Delivery Ratio (PDR). As node density increases from low to moderate levels, the PDR improves significantly due to better connectivity and availability of multiple communication paths. However, beyond an optimal density (around 30 nodes), the PDR starts to decline slightly. This degradation is caused by increased interference, packet collisions, and network congestion in dense environments. The results demonstrate that while higher node density enhances reliability initially, excessive density negatively impacts network performance.

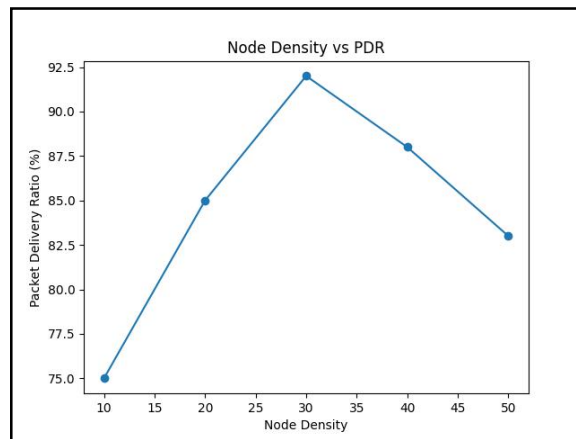


Fig 2: Graph1

Node Density	PDR (%)
10	75
20	85
30	92
40	88
50	83

### Graph 2: Transmission Range vs Throughput

This graph shows the effect of transmission range on network throughput. As the transmission range increases, throughput initially improves due to reduced multi-hop communication and better connectivity between nodes. The peak throughput is achieved at an optimal range (around 150 meters). Beyond this point, throughput begins to decrease slightly due to higher interference, signal attenuation, and increased energy consumption. This result highlights the importance of selecting an appropriate transmission range to balance communication efficiency and network stability.



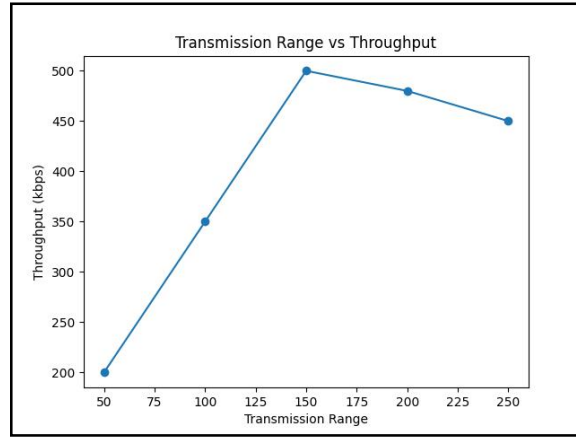


Fig 3: Graph 2

Transmission Range	Throughput (kbps)
50	200
100	350
150	500
200	480
250	450

**Graph 3: Node Density vs Energy Consumption**

This graph represents how energy consumption varies with node density. As the number of nodes increases, overall energy consumption rises steadily. This is due to increased communication overhead, frequent transmissions, and higher chances of collisions requiring retransmissions. In dense networks, nodes consume more energy for maintaining connectivity and handling interference. The results indicate that energy efficiency decreases with higher node density, emphasizing the need for optimization techniques such as adaptive algorithms to prolong network lifetime.

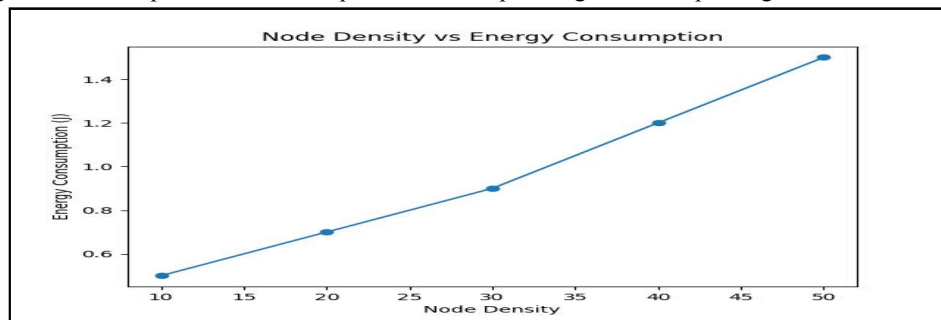


Fig 4: Graph 3

Node Density	Energy Consumption (J)
10	0.5
20	0.7
30	0.9
40	1.2
50	1.5



## VII. CONCLUSION

This paper presented the design and implementation of a Wireless Sensor Network (WSN) under varying node density and transmission range conditions using the Adaptive BF-LMS algorithm. The study analyzed the impact of key network parameters on performance metrics such as Packet Delivery Ratio (PDR), throughput, energy consumption, and network lifetime. The results demonstrated that node density and transmission range significantly influence network behavior, with both parameters showing performance improvements up to an optimal level, beyond which degradation occurs due to interference, congestion, and increased energy usage.

The integration of the Adaptive BF-LMS algorithm proved to be effective in enhancing signal quality by reducing noise and improving signal estimation. This led to more reliable communication, reduced packet loss, and better overall network stability even under challenging conditions. Additionally, the adaptive nature of the algorithm allowed the system to adjust to dynamic network environments, ensuring consistent performance across different scenarios.

## IX. FUTURE SCOPE

The proposed work can be further extended in several directions to enhance the performance and applicability of Wireless Sensor Networks (WSNs). Future research may focus on integrating advanced machine learning and artificial intelligence techniques to enable intelligent decision-making for dynamic optimization of node density, transmission range, and routing strategies. The incorporation of energy harvesting methods, such as solar or kinetic energy, can further improve network lifetime and sustainability. Additionally, the system can be enhanced by implementing hybrid adaptive filtering techniques that combine BF-LMS with other optimization algorithms to achieve even better noise reduction and signal estimation.

Another promising direction is the deployment of the proposed model in real-world environments, such as smart cities, agriculture, and industrial monitoring systems, to validate its practical effectiveness. Security aspects, including data encryption and intrusion detection, can also be integrated to ensure safe and reliable communication. Furthermore, scalability can be improved by testing the system in large-scale networks with mobile nodes and varying environmental conditions. These advancements will contribute to the development of more robust, efficient, and intelligent WSNs capable of operating effectively in complex and dynamic scenarios.

## REFERENCES

1. I. F. Akyildiz, W. Su, Y. Sankarasubramaniam, and E. Cayirci, "Wireless sensor networks: a survey," *Computer Networks*, vol. 38, no. 4, pp. 393–422, 2002.
2. K. Sohraby, D. Minoli, and T. Znati, *Wireless Sensor Networks: Technology, Protocols, and Applications*, Wiley, 2007.
3. C. S. Raghavendra, K. M. Sivalingam, and T. Znati, *Wireless Sensor Networks*, Springer, 2004.
4. D. Estrin, R. Govindan, J. Heidemann, and S. Kumar, "Next century challenges: scalable coordination in sensor networks," *Proceedings of ACM MobiCom*, pp. 263–270, 1999.
5. W. Heinzelman, A. Chandrakasan, and H. Balakrishnan, "Energy-efficient communication protocol for wireless microsensor networks," *Proceedings of the Hawaii International Conference on System Sciences*, pp. 1–10, 2000.
6. J. N. Al-Karaki and A. E. Kamal, "Routing techniques in wireless sensor networks: a survey," *IEEE Wireless Communications*, vol. 11, no. 6, pp. 6–28, 2004.
7. S. Haykin, *Adaptive Filter Theory*, 5th ed., Pearson, 2013.
8. B. Widrow and S. D. Stearns, *Adaptive Signal Processing*, Prentice Hall, 1985.
9. Y. Sankarasubramaniam, I. F. Akyildiz, and S. W. McLaughlin, "Energy efficiency based packet size optimization in wireless sensor networks," *IEEE Sensors Journal*, vol. 4, no. 3, pp. 1–8, 2004.
10. A. Goldsmith, *Wireless Communications*, Cambridge University Press, 2005.



11. T. S. Rappaport, *Wireless Communications: Principles and Practice*, 2nd ed., Prentice Hall, 2002.
12. M. Stojanovic, "On the relationship between capacity and distance in an underwater acoustic communication channel," *ACM SIGMOBILE Mobile Computing and Communications Review*, vol. 11, no. 4, pp. 34–43, 2007.
13. G. J. Pottie and W. J. Kaiser, "Wireless integrated network sensors," *Communications of the ACM*, vol. 43, no. 5, pp. 51–58, 2000.
14. H. Karl and A. Willig, *Protocols and Architectures for Wireless Sensor Networks*, Wiley, 2005.
15. L. R. Rabiner and B. Gold, *Theory and Application of Digital Signal Processing*, Prentice Hall, 1975.
16. S. Lindsey and C. S. Raghavendra, "PEGASIS: Power-efficient gathering in sensor information systems," *Proceedings of IEEE Aerospace Conference*, pp. 1125–1130, 2002.
17. V. C. Gungor and G. P. Hancke, "Industrial wireless sensor networks: challenges, design principles, and technical approaches," *IEEE Transactions on Industrial Electronics*, vol. 56, no. 10, pp. 4258–4265, 2009.
18. A. Manjeshwar and D. P. Agrawal, "TEEN: A routing protocol for enhanced efficiency in wireless sensor networks," *Proceedings of IEEE IPDPS*, pp. 2009–2015, 2001.
19. J. Heidemann, F. Silva, and D. Estrin, "Matching data dissemination algorithms to application requirements," *Proceedings of ACM SenSys*, pp. 218–229, 2003.
20. S. Singh, M. Woo, and C. S. Raghavendra, "Power-aware routing in mobile ad hoc networks," *Proceedings of ACM MobiCom*, pp. 181–190, 1998...

