

IOT Based Diesel Generator Monitoring and Controlling System

Prof. M. B. Awhad¹, Bharati Khemnar², Tanushri Chahal³, Tanuja Gosavi⁴

Department of E&TC Engineering¹⁻⁴

Dr.V ithalrao Vikhe Patil College of Engineering, Ahilyanagar, India

khemnarbharati@gmail.com, tanushrichahal9@gmail.com

tanujagosavi2020@gmail.com, awhad_etcegnagar@gmail.com

Abstract: *The IoT enabled diesel generator monitoring and controlling system is developed to improve the efficiency, safety, and reliability of diesel generators used in various applications such as industries, hospitals, commercial buildings, and remote areas. Diesel generators play a very important role as backup power sources, especially during power failures. However, traditional monitoring methods require manual checking, which is time-consuming, less accurate, and sometimes risky. This project aims to overcome these limitations by using Internet of Things (IoT) technology to enable real-time monitoring and control of the generator from anywhere.*

In this system, multiple sensors are used to continuously measure important parameters of the generator. These include temperature sensors to monitor engine heat, voltage sensors to check electrical output, ultrasonic or fuel level sensors to measure fuel availability, and vibration sensors to detect abnormal mechanical behavior. All these sensors are connected to a microcontroller such as ESP32 or Arduino, which acts as the main processing unit. The collected data is processed and transmitted to a cloud platform using Wi-Fi or internet connectivity. The user can access this data through a mobile application or web dashboard, where all the parameters are displayed in an easy-to-understand format. This allows the user to monitor the generator condition in real time without being physically present at the location. If any parameter exceeds the predefined safe limit, the system sends instant alerts or notifications to the user. This helps in taking quick action before any serious damage occurs, thereby reducing maintenance cost and increasing the life of the generator. In addition to monitoring, the system also provides control features. The user can remotely start or stop the generator using a relay module integrated with the microcontroller. This adds convenience and reduces the need for manual operation. The system can also be expanded in the future by adding features like automatic fault detection, predictive maintenance, and integration with smart grids.

Overall, this project presents a smart and cost-effective solution for diesel generator management. By combining sensor technology, microcontrollers, and IoT platforms, it enhances operational efficiency, improves safety, and ensures continuous power availability. This system is especially useful in modern environments where automation and remote monitoring are becoming increasingly important.

Keywords: Internet of Things (IoT), Diesel Generator (DG), Remote Monitoring, Real-Time Data, Embedded Systems, ESP32, Sensors, Cloud Computing, Wi-Fi Communication, Blynk, Automation, Relay Module, Fault Detection

I. INTRODUCTION

A Diesel Generator is commonly used as a backup power source in places where the electricity supply is unstable or not available, such as industries, hospitals, offices, and remote areas. Traditionally, the monitoring of the generator is done manually, where a person has to check fuel level, temperature, voltage, and running condition. This manual checking method is not always accurate and may lead to issues like fuel wastage, sudden breakdown, overload, or delay



in identifying faults. With the growing need for efficiency and reliability, there is a requirement for a smarter and automatic method to monitor and control the generator system.

In an IoT-enabled Diesel Generator Monitoring and Controlling System, different sensors are attached to the generator to measure important parameters such as fuel level, engine temperature, oil pressure, battery voltage, and output power. These sensor values are collected by an IoT controller like ESP32, Node MCU, or Arduino with Wi-Fi or GSM connectivity. The data is sent to a cloud or mobile application through the internet, which allows the user to monitor the generator's real-time status from anywhere.

The system also supports remote controlling features such as starting or stopping the generator through a smartphone. This system improves generator management by providing alerts in case of low fuel, overheating, overload, or any abnormal condition. It helps reduce human effort, prevent equipment damage, save fuel, and ensure continuous power supply when needed. The stored data can be used for performance analysis and scheduling maintenance.

II. LITERATURE SURVEY

Recent advancements in Internet of Things (IoT) technologies have significantly improved the monitoring and control of diesel generators in industrial and commercial applications. Traditional generator systems rely on manual supervision, which often leads to delayed fault detection and inefficient maintenance practices [1]. Several IoT-based systems have been developed to enable real-time monitoring of generator parameters such as fuel level, temperature, voltage, and current, improving operational efficiency and reducing human intervention [2]. IoT-enabled monitoring systems using microcontrollers like ESP32 and Arduino have demonstrated effective real-time data acquisition and wireless transmission to cloud platforms. These systems provide low-cost, scalable solutions with mobile or web-based dashboards for remote access and visualization [3]. However, most existing implementations depend primarily on Wi-Fi communication, which limits their performance in remote or rural areas due to restricted network coverage and reliability issues [4]. To overcome communication limitations, long-range wireless technologies such as GSM and LoRa have been introduced in generator monitoring systems. LoRa offers low-power, long-distance communication, making it suitable for remote monitoring applications, while GSM enables reliable data transmission through cellular networks [5]. Despite these advancements, integration of such communication technologies with real-time control and automation features remains limited in many existing systems. In addition, several research works have focused on monitoring specific parameters like fuel level and battery status in diesel generators used in telecommunication base stations. These systems generate alerts through SMS or mobile applications when abnormal conditions occur, thereby reducing operational risks and downtime [6]. However, most of these systems lack comprehensive control mechanisms and advanced data analytics capabilities. Recent studies also emphasize the importance of predictive maintenance using IoT and data analytics techniques. By continuously collecting and analyzing sensor data, these systems can predict potential failures and optimize maintenance schedules, improving system reliability and lifespan [7]. Nevertheless, challenges such as data security, system scalability, and interoperability between devices still need to be addressed for large-scale deployment.

III. METHODOLOGY

We designed and developed the IoT enabled diesel generator monitoring and controlling system based on the proposed block diagram. The main aim of this system is to monitor important generator parameters in real time and control its operation remotely using IoT technology. The system was built using simple and cost-effective components so that it can be easily implemented and maintained.

In this project, various sensors are used to collect data from the diesel generator. A temperature sensor is used to monitor engine temperature, a voltage sensor is used to measure output voltage, a fuel level sensor is used to check the fuel quantity in the tank, and a vibration sensor is used to detect abnormal conditions in the generator. These sensors are connected to a microcontroller such as ESP32, which acts as the central unit of the system.



Each component in the system was individually tested and calibrated to ensure proper working and safety. The sensors continuously send data to the microcontroller, where it is processed and converted into readable values. The ESP32 uses its built-in Wi-Fi module to transmit the data to an IoT platform or cloud server. The data can be accessed through a mobile application or web interface, allowing the user to monitor the generator from any location.

The system also includes a relay module for controlling the generator. Using the mobile application, the user can turn the generator ON or OFF remotely. Proper programming was done using Arduino IDE to integrate all components into a single system. Threshold values were set for each parameter, and if any value exceeds the safe limit, the system sends an alert notification to the user.

Both hardware and software parts of the system were implemented and tested separately before integration. After successful testing, all components were combined to form a complete working model. The system requires a stable Wi-Fi connection and a smart device for proper operation. This methodology ensures reliable performance, easy monitoring, and efficient control of the diesel generator.

Description of Hardware

3.1 Microcontroller (ESP32) - ESP32 is the main controller of the system. It collects data from sensors and sends it to the cloud using Wi-Fi for real-time monitoring. It also controls the relay to turn the generator ON/OFF remotely.



fig 1. Microcontroller (esp32)

3.2 Fuel Level Sensor- fuel level sensor is used to measure how much diesel is present in the fuel tank. It helps in monitoring the fuel level continuously without the need for manual checking. The sensor sends this information to the system so that it can be viewed remotely using a mobile phone or computer.



3.3 Temperature sensor- the temperature sensor detects heat from the generator engine and converts it into an electrical signal. This signal is read by the ESP32. The ESP32 processes the data and sends it to the cloud via Wi-Fi. The temperature can then be monitored in real time, and alerts are given if it becomes too high. A temperature sensor is used in an IoT-enabled diesel generator system to measure the engine temperature continuously. It converts heat into an electrical signal and sends it to the ESP32. The data is then transmitted to the cloud using Wi-Fi for real-time monitoring. It helps prevent overheating and ensures safe and efficient operation of the generator.






Fig 3. temperature sensor

IV. PROPOSED SOFTWARE ARCHITECTURE

1. Sensing Layer

The sensing layer is responsible for collecting real-time data from the diesel generator. It consists of various sensors such as fuel level sensors, temperature sensors (like DHT11), voltage sensors, and current sensors. These sensors continuously monitor important parameters like fuel availability, engine temperature, output voltage, and load current. The data collected at this stage is raw and analog in nature, which is essential for understanding the generator's operating condition and detecting any abnormalities at an early stage.

2. Processing Layer

The processing layer acts as the brain of the system. It uses a microcontroller such as the ESP32 to process the data received from the sensors. The ESP32 converts analog signals into digital data, performs computations, and compares values with predefined threshold limits. It also decides whether any action is required, such as triggering alerts or activating control mechanisms. This layer ensures accurate and fast decision-making within the system.

3. Communication Layer

The communication layer is responsible for transmitting data from the microcontroller to the cloud platform. In this system, Wi-Fi is used as the primary communication medium, enabled by the ESP32 module. Data is sent using communication protocols such as HTTP or MQTT, ensuring reliable and real-time data transfer. This layer acts as a bridge between the hardware system and the cloud, making remote monitoring possible.

4. Cloud Layer

The cloud layer stores and manages the data received from the generator system. It provides data processing, analysis, and storage facilities. The cloud platform can generate alerts and notifications when abnormal conditions such as overheating, low fuel, or overload are detected. It also maintains historical data, which helps in analysis and predictive maintenance. This layer enhances system intelligence and accessibility from anywhere.

5. Application Layer

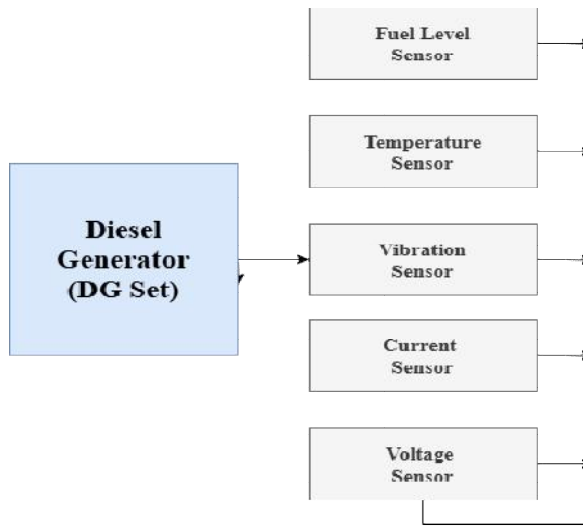
The application layer provides the user interface for monitoring and controlling the system. It includes mobile or web applications such as Blynk, where users can view real-time parameters like fuel level, temperature, voltage, and current. The app also allows users to send commands, such as starting or stopping the generator. Notifications and alerts are displayed here, making it easy for users to manage the system remotely.

6. Control Layer

The control layer is responsible for executing actions based on user commands or automatic conditions. It uses relay modules connected to the microcontroller to control the generator's operations. For example, the relay can turn the generator ON or OFF when a command is received from the application or when certain threshold conditions are met. This layer ensures automation and reduces the need for manual intervention.



V. BLOCK DIAGRAM AND DISCRPTION



Diesel Generator (DG Set)- The main source of power generation. It includes the engine and alternator, which produce electricity when diesel fuel is supplied

Sensors: Fuel Level Sensor – Measures the diesel level in the fuel tank. Temperature Sensor – Monitors engine temperature. Current Sensor / Voltage Sensor – Measures electrical output parameters. Vibration Sensor – Detects abnormal vibrations indicating faults. Smoke Sensor (optional) – Monitors exhaust emissions for pollution control.


Communication Module (IoT Interface): Wi-Fi Module (ESP8266/ESP32) or GSM Module (SIM900/SIM800). Transfers sensor data to the cloud or IoT dashboard.

Relay Driver and Actuator Circuit: Controls generator start/stop, fuel pump, and cooling fan operations based on sensor readings and user commands.

Cloud / IoT Platform: This platform stores and processes the data received from Wi-Fi module. It displays generator status in real-time. It also sends alerts and notifications to the user.

User Interface (Web or Mobile App): This is the dashboard where user can see all generator readings. It allows remote control and monitoring from anywhere. It makes the system user-friendly and easy to operate.

VI. PROTOTYPE MODULE DIAGRAM



VII. RESULTS AND DISCUSSION

The IoT-enabled diesel generator monitoring and controlling system was successfully designed, implemented, and tested under various operating conditions. The system effectively monitored important parameters such as fuel level, temperature, voltage, current, and generator status in real time. Sensors interfaced with the ESP32 microcontroller continuously collected data and transmitted it to a cloud-based platform like Blynk IoT, allowing users to monitor the generator remotely through a mobile application. The system displayed accurate real-time readings, and alerts were generated whenever parameters crossed predefined threshold values. For instance, the ultrasonic sensor detected low fuel levels and triggered notifications, while the temperature sensor identified overheating conditions, helping prevent potential damage to the generator.

The remote controlling feature of the system worked efficiently, enabling users to turn the generator ON or OFF through the IoT platform. The relay module responded accurately to control signals, ensuring reliable operation. Additionally, voltage and current sensors provided continuous monitoring of electrical parameters, helping in identifying abnormal conditions. The alert and notification system improved safety by instantly informing users about faults, low fuel levels, and high temperature conditions.

The overall performance of the system was found to be stable and reliable. However, minor variations were observed in the ultrasonic sensor readings due to factors such as tank shape and fuel surface disturbances. The communication between the hardware and cloud platform was fast and efficient using Wi-Fi, although it depended on network availability and signal strength. The system proved to be cost-effective as it used low-cost components like ESP32, sensors, and relay modules, making it suitable for both small-scale and industrial applications.

Despite its advantages, the system has certain limitations, such as dependence on internet connectivity and reduced accuracy under certain environmental conditions. These limitations can be addressed in future improvements by integrating GSM or LoRa communication for remote areas, using more accurate industrial-grade sensors, and implementing advanced data analytics or machine learning techniques for predictive maintenance. Overall, the project successfully demonstrates how IoT technology can enhance the efficiency, safety, and automation of diesel generator monitoring and control systems.

VIII. CONCLUSION

The IoT-Based Diesel Generator Monitoring and Controlling System provides a smart, efficient, and reliable solution for managing generator operations remotely. By integrating sensors, a microcontroller, and IoT technology, the system continuously monitors key parameters such as current, voltage, and operational status, while transmitting real-time data to the cloud. This enables users to observe performance, receive instant alerts, and control the generator from any location.

The system reduces manual effort, improves safety, and enhances overall operational efficiency. It also allows for data logging and analysis, which supports predictive maintenance and cost optimization. Overall, this project demonstrates how IoT can transform traditional diesel generator systems into intelligent, automated, and user-friendly solutions for both industrial and domestic application

IX. FUTURE SCOPE

The proposed system can be further enhanced through the following improvements:

1. Integration with Artificial Intelligence (AI) and Machine Learning (ML) AI algorithms can predict generator failures, optimize load distribution, and suggest maintenance schedules automatically.
2. Fuel Monitoring and Theft Detection Adding fuel-level and GPS modules can help track fuel usage and detect theft or leakage
3. Mobile App and Dashboard Enhancements Developing user-friendly applications with analytics, graphs, and voice alerts for better user experience.



4. Smart Grid Integration The system can be connected with smart energy grids for automatic load sharing and power management.
5. Predictive Maintenance Using historical data to automatically predict and schedule maintenance before faults occur.

X. ACKNOWLEDGEMENT

We would like to express our heartfelt gratitude to Prof. Dr. M.B.Avhad for his valuable guidance, continuous encourage- ment, and insightful suggestions throughout the course of this project. His support played a crucial role in shaping the quality and direction of this work. We also thank the faculty members of the Department of Electronics and Telecommunication Engineering, Padmashri Dr. Vitthalrao Vikhe Patil College of Engineering, Ahilyanagar, for providing the necessary re- sources and academic support.

REFERENCES

- [1] "Iot based power monitoring system for diesel generator", Belen Septian, Peddapuram Rakesh, S Rajiv Dhora 2020 5th IEEE international conference on recent advances and innovations in engineering (ICRAIE), 1-4, 2020 View at ieeexplore.ieee.org
- [2] "Design and Implementation of Real Time Monitoring System" of Diesel Generator using IoT R Rengaraj, GR Venkatakrishnan, M Rajalakshmi, R Ranganath, V Sriram 2024 2nd International Conference on Networking and Communications (ICNWC), 1-8, 2024
- [3] "Real time monitoring and control of electrical diesel generator" through internet of things Muhammad Tahir, Syed Muhammad Nabeel Mustafa, Rabia Noor Enam, Najma Ismat, Huma Hassan Rizvi Pakistan Journal of Engineering and Technology 5 (2), 112- 118, 2022
- [4] "An Industry 4.0 implementation of a condition monitoring system" and IoT-enabled predictive maintenance scheme for diesel generators Ambarish Gajendra Mohapatra, Anita Mohanty, Nihar Ranjan Pradhan, Sachi Nandan Mohanty, Deepak Gupta, Meshal Alharbi, Ahmed Alkhayyat, Ashish Khanna Alexandria Engineering Journal 76, 525-541, 2023
- [5] "Design and Implementation of IoT-Based Generator Monitoring and Control System" Michael Olaitan Ibitoye, Tsado Jacob, Tola James Omokhafa, Odunayo Imoru, Abubakar Isah Ndakara, Yusuf Haris Muhammad 2024 IEEE 5th International Conference on Electro-Computing Technologies for Humanity (NIGERCON), 1-5, 2024
- [6] "A IoT System for Diesel Level Monitoring" Shilpa Sondkar, Paras Bhosale, Omkar Patil, Poonam Nyahalde 2024 2nd International Conference on Sustainable Computing and Smart Systems (ICSCSS), 436-441, 2024
- [7] "A smart IoT based system for monitoring and controlling" the sub-station equipment Md Sanwar Hossain, Mostafizur Rahman, Md Tuhin Sarker, Md Ershadul Haque, Abu Jahid Internet of things 7, 100085, 2019
- [8] "Design and implementation of grid connected solar/wind/diesel generator" powered charging station for electric vehicles with vehicle to grid technology using IoT S Divyapriya, Alagarsamy Amudha, R Vijayakumar Current Signal Transduction Therapy 13 (1), 59-67, 2018 18

