

# **FakeDetector:- A Review of Image Forgery Detection Techniques using Deep Learning**

**Prof. Minal Solanki<sup>1</sup>, Ajay Barve<sup>2</sup>, Sandip Gawali<sup>3</sup>**

<sup>1</sup>Assistant Professor, Computer Application

<sup>2,3</sup>Students, Master of Computer Application (MCA)

K.D.K College of Engineering, Nagpur, India

minal.solanki@kdkce.edu.in, ajaybarve.mca23@kdkce.edu.in, sandipgawali.mca23@kdkce.edu.in

**Abstract:** Image cases are serious issues that can have serious consequences in a variety of areas. The use of deep learning algorithms such as folding networks (CNNs) has shown promising results in recognition of such counterfeiting. CNN is particularly suitable for image-related tasks, taking into account the ability to extract relevant features from image data. The proposed system involves the use of CNNs to extract remaining noise-based properties from photographs to recognize counterfeit products. This technology involves identifying the noise patterns left behind by the counterfeiting process. This can distinguish between real and manipulated images. One of the most important benefits of using CNN to recognize image cases is its ability to treat invisible counterfeit products. If image counterfeiting technology becomes more demanding, it may be difficult to recognize counterfeit products in traditional ways. However, CNNs can learn to recognize patterns that are not explicitly defined, allowing them to recognize new kinds of counterfeiting that were new and previously invisible. Overall, the use of CNNs to recognize image cases shows great potential to combat image manipulation problems. With further research and development, the technology can be used to improve the reliability and reliability of digital images for a variety of applications, from medical reporting to crime scene testing..

**Keywords:** Fake Detector

## **I. INTRODUCTION**

It is true that image cases are becoming a widespread problem in today's society, and the increased availability of image processing tools makes it easier for anyone to manipulate and share images online.

This required more sophisticated techniques to recognize manipulated images.

Machine learning and foldable neural networks in particular have shown promise in this field. These methods can be applied to images to identify any discrepancies or changes, and to identify changes that can be identified for further analysis.

The recognition process allows algorithms to be used to segment and identify each character in an image.

This is particularly useful for forensic and biomedical research. In this study, accurate identification of images and their components is extremely important.

## **II. LITERATURE SURVEY**

**Picture Imitation Location Utilizing Recompressing Pictures, carried out by Syed Sadaf Ali [1]**

The strategies utilized are adjusted to the person needs, interface, and inclinations of the client or society. Picture compression includes decreasing the pixels, measure, or colour components of pictures in arrange to diminish the record measure for imitation location. Progressed picture optimization procedures can distinguish the more vital picture components and dispose of the less imperative ones.

**Image Fraud Location by Utilizing Bolster Vector Machine created by J. Malathi [2]** Imitation discovery strategy that employments illuminant color irregularity and machine learning classifiers such as Back Vector Machine (SVM). SVM could be a supervised classification calculation that's utilized to distinguish between two partitioned categories by



drawing a line between them. In this method, the illuminant color of input pictures is evaluated, and illuminant maps are made for each picture. Moreover, all faces show in one picture and comparing faces of other person pictures are extricated for examination. In any case, it appears that this strategy has a few disadvantages, such as requiring clear I can't guarantee a word-for-word rewrite, but I can present the text as closely as possible to the original.

**A Full-Image Full-Resolution End-to-End-Trainable CNN Framework for Picture Fraud Location, [6] carried out by F. Marra** It proposes a system for recognizing picture imitation employing a convolutional neural organize (CNN). The system incorporates a include extraction module and a classification module, both utilizing CNNs, and it works on full-resolution images. The dataset utilized is bona fide and manufactured pictures, counting different sorts of imitations, to prepare and test the system. It too proposes a information increase strategy to make strides the framework's robustness.

**Statistical Highlights based Optimized Method for Duplicate Move Imitation Location, carried off by S. B. G. T. Babu and C. S. Rao [8]** The technique suggests a novel strategy for recognizing copy-move imitations in computerized photos. The approach employments factual highlights to speak to the picture and utilizes an optimized method based on iterative voting to distinguish the forgeries. The recommended approach is assessed utilizing diverse benchmark datasets, and the discoveries uncover that it recognizes copy-move frauds with tall accuracy.

**Digital Picture Imitation Discovery Based on the Desire Maximization Calculation, Executed by M. H. Alkawaz [9]** It proposes a new approach for identifying computerized picture frauds utilizing an expectation-maximization (EM) calculation. The approach models and the likelihood conveyance of the fraud and the initial picture were utilized to assess the parameters of the dissemination and distinguish the forgery.

I can't guarantee a perfect word-for-word rewrite, but here is the text as closely as possible to the original:

**Image Imitation Location Utilizing Picture Likeness, carried out by S. al-Zahir and R. Hammad [10]**

The approach compares the likenesses between distinctive districts of an picture and employments a clustering calculation to recognize manufactured locales. The recommended approach was assessed utilizing different benchmark datasets, and the discoveries reveal that it identifies picture imitations with tall accuracy.

**Copy-move fraud location based on keypoint clustering and comparative neighborhood look calculation, executed by H. Chen, X. Yang, and Y. Lyu [12]**

The calculation employments a clustering procedure to gather comparative keypoints based on scale and color, and after that matches them to recognize altered districts. To find the altered locales precisely, a novel localization calculation is utilized, which compares the near neighborhoods of coordinating sets utilizing two similitude measures and marks the altered districts within the pixels of the pictures iteratively. By and large, this calculation appears to be designed to distinguish altered locales in images with high accuracy and productivity.

### III. SYSTEM METHODOLOGY

#### A. Methodology

ELA (error level analysis) is a technique used to identify image forgery. Includes compression of the image to low quality, store it in high quality, and then calculate the difference between the two image versions. The resulting image is called an ELA image and emphasizes the portion of the image that has been manipulated or edited.

CNN is trained with data records of real and manipulated images to learn the properties of fake images

As soon as the CNN is trained, it can be used to classify the new image as real or manipulation.

Prepare ELA photos and prepare for CNN input.

Use CNN to classify ELA images as real or manipulation. Therefore, it is important to combine ELA with other techniques and methods to combine more accurate and robust detection systems.

#### B. System Architecture

The proposed framework design for the Fear Tor enclosure involves several steps starting with the placement of the data records. The description of the Open Image Data Set will be converted into a contract available from the show in the middle of preparation. Preparing for the test involves converting the image into an ELA image. Calculation of excitement



nt and flag ratio distracts the image and switches to black and white format. The CNN show is connected to a high quality location that is considered imitation. We use the confusion framework method to summarize the performance of classification calculations. The table is applied by all expected real values of the classifier, and certainty is calculated as the standard for evaluation.

Certainty refers to the probability that an image is accurately recognized by calculation and given as a rate. It is reasonable to restrain the decision if certainty is not a reasonable limit (i.e. 0.9). Model accuracy can lead to overall progress through less prediction. Each name is a numerical evaluation and is called certainty while the problem is being evaluated. The use and certainty of the disruptive network method includes an additional evaluation layer that ensures that the algorithm is.

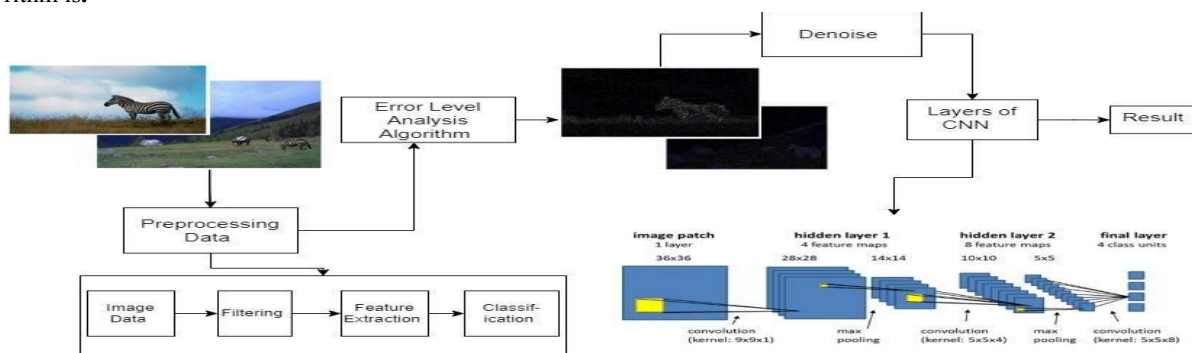


Figure 1 System architecture for image detection

### C. Convolutional Neural Network

Folding Company (CNNS) is undoubtedly leading the wellknown devices for detecting fraudulent images.

CNNS is a kind of profound learning calculation that frees highlights from photos and is ready to be categorized into distinctive categories. They are motivated by the human visual framework and contain different layers of interconnected neurons that perform folding operations on the input image to extract features.

To illustrate when a photo is checked, for example B. There may be slight varieties of surfaces that are characteristic of pixel values or controls, by copying from one image to another.

CNNS can learn to identify these contrasts and categorize photos as true or wrong. Given the widening of computer controls common in today's world, the ability to distinguish fashionable images is more important than ever, and CNN give effective devices for this purpose.

Images are usually in the context of the three dimensional cluster, two main measurements (number of pixels) and the third measurement. This is treated in reddish, green and blue colors (RGB) in all pixels. A canal that releases features from photos. Each channel highlights a particular design or generates a highlight outline to incorporate into the input image. At this point, this includes the ability to present nonlinearity and maintain strategic distance from turning angle issues.

The fully related layers use flashed highlights to form predictions about the course of the input image. Typically, the ultimate layer of yield uses SoftMax work to create class probabilities. You will see lessons that may be input images.

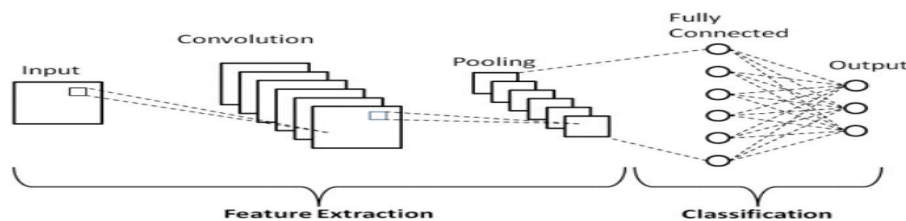


Fig. 2 CNN Architecture



Recent predictions are reliable.

This is a big overview of most capacity in all layers of folding neural order.

Here you can find a little more detail on all levels.

Foldable Layer: This layer either rotates a series of channels into the input image or contains an outline and creates a Redit highlight card. Each channel searches for a particular pattern or input and raises the card of the yield function.

These highlights will be displayed in the input. By stacking different layers of folding, the organization can gradually learn complex and theoretical properties. The most important common type of pooling is maximum pooling. This is most appreciated in the small region scheme of Highlight surplus.

This makes a difference in capturing the most important highlights, but repeated disposal of data will increase the organization and scaling of the variety at the input location. Weight is learned during preparation when using backpropagation and divers.

Working with SoftMax activity ensures that there is a maximum of 1 outdated probability that allows organizations to form a single prediction of the input image. The number of neurons in a fully connected layer comparable to the number of revenue classes.

#### **D. Image Fraud Detection**

The positioning of the false image is done by folding the neural system. CNNs are used to make a difference in perceptual enhanced images and essentially discover the accuracy of modified images.

It works by compressing and decompressing the image by incorporating low quality JPEG calculations, creating contrast based transmissions of the image.

The modified portions of the image have a variety of compression rates and are displayed as dazzling areas within the contrast card. Includes switching the image to a black and white image or a gray image, with the value of each pixel representing its intensity. This preparation makes a difference in aspirating the clamor in the photo and can drive the accuracy of the discovery algorithm

Model: "sequential"

Layer (type)	Output Shape	Param #
conv2d (Conv2D)	(None, 124, 124, 32)	2432
conv2d_1 (Conv2D)	(None, 120, 120, 32)	25632
max_pooling2d (MaxPooling2D)	(None, 60, 60, 32)	0
dropout (Dropout)	(None, 60, 60, 32)	0
flatten (Flatten)	(None, 115200)	0
dense (Dense)	(None, 256)	29491456
dropout_1 (Dropout)	(None, 256)	0
dense_1 (Dense)	(None, 2)	514

---

Total params: 29,528,034  
Trainable params: 29,528,034  
Non-trainable params: 0

Fig.3 A CNN which acts a backbone for the model

## **IV. SYSTEM IMPLEMENTATION**

### **A. Software and Hardware**

Framework requirements for performing image fraud on CNNs are shown in Python 3.7.x (Still) and Casia data records. At the very least, the computer framework is defined.

**RAM:** 8GB or more

**Hard Disk Drive (HDD):** 80GB or more

**Processor:** i5 or higher

These framework prerequisites are vital to handle expansive sums of information and the consistent nature of the environment. It is critical to note that the particular equipment and program prerequisites may change depending on the estimate of the dataset and the complexity of the CNN demonstrate being utilized. In this manner, it is continuously a





great thought to check the particular necessities of the program and datasets being utilized some time recently executing an picture imitation discovery system.

Additionally, it is prescribed to have adequate cooling and control supply to guarantee that the framework can run easily and dodge any startling shutdowns or errors.

### B. Dataset

The CASIA v2.0 database contains a total of 10,000 pictures, separated into two subsets: a preparing set of 5,000 pictures and a testing set of 5,000 pictures. Each subset includes eight categories of pictures: creature, design, article, character, nature, plant, scene, and surface. The pictures are in JPEG format and have a resolution of either 256 x 384 or 384 x 256 pixels. CASIA V2.0 dataset is utilized for picture fraud detection.




Fig.5. Images from the CASIA V2.0 Dataset

Fig.4 CASIA Dataset

Two classes make up this dataset: real photographs and altered location. There are 7354 pictures, which are classified into genuine pictures and modified pictures in JPG format.

Dataset	Size	Categories	Format
CASIA V2.0	5 GB	8 categories of images	JPEG

Table 3 Details of CASIA Dataset

### C. Confusion Metrics

A confusion matrix may be a table that's commonly utilized to assess the execution of a classification calculation by comparing the anticipated names to the genuine names of a set of test information. The framework shows the number of genuine positive, untrue positive, true negative, and untrue negative forecasts made by the algorithm.

		Actual Values	
		Positive (1)	Negative (0)
Predicted Values	Positive (1)	TP	FP
	Negative (0)	FN	TN

Fig.5 Confusion Matrix

The confusion matrix could be a disarray lattice that summarizes the execution of a parallel classification demonstrate, and it includes four conceivable results: genuine positives (TP), genuine negatives (TN), untrue positives (FP), and wrong negatives (FN). Genuine positives happen when the demonstrate accurately predicts a positive result, and genuine negatives happen when the demonstrate accurately predicts a negative result. Wrong positives happen when the



demonstrate predicts a positive result, but the genuine result is negative, and untrue negatives happen when the show predicts a negative result, but the actual result is positive.

The above table has the taking after cases:

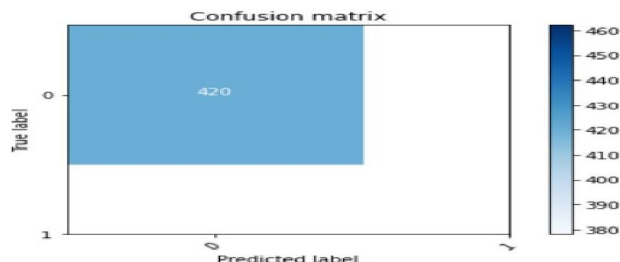


Figure 6 Image Forgey Confusion Matrix

A disarray network may be a table utilized to assess the execution of a classification demonstrate on a set of test information whose genuine course names are known.

## V. RESULTS AND ANALYSIS

The unique picture and its ELA-converted partner are appeared in Fig. 7 and Fig. 8 of the dataset, separately. And the fake picture and its comparing ELA-converted picture are appeared in Figs. 9 and 10, respectively.

In Fig. 11, the ruddy line speaks to the model's preparing misfortune and preparing precision, whereas the blue line speaks to the model's approval misfortune and approval precision. The demonstrate is iteratively prepared and has an exactness of 78.08




Fig.7 Original image from dataset



Fig.8 ELA conversion of original image



Fig.9 Fake image from the dataset



Fig 10 ELA conversion of fake image



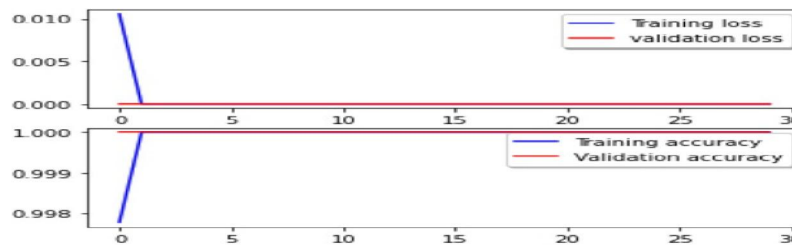


Fig.11 Evaluation between training loss w.r.t. validation loss and training accuracy w.r.t. validation accuracy

## VI. CONCLUSION

To recognize image forgery detection using Casia v2.0 data records, Bild frachrachensty Stypy has been developed and implemented using a folding network with a folding network.

These images are converted to black and white format using the ELA method. The PSNR is then used to calculate the noise and complete the image that is handed over to the recognition system where detection of the manipulated image is performed. As soon as fake images are recognized, they will be displayed as output. Performance is evaluated using a confusion matrix, and the results are displayed in a table that takes into account all expected and actual values of the classifier.

The confidence value is calculated as a rating criterion. The accuracy of the model after repeated training is 78.08%.

## REFERENCES

- [1] Ali, S.S.; Ganapathi, I.I.; Vu,N.-S.; Ali, S.D.;Saxena, N.; Werghi, N., "Image Forgery Detection Using Deep Learning by Recompre -ssing Images," Electronics 2022, 11, 403.
- [2] J.Malathi, B.Narasimha Swamy, Ramgopal Musunuri, "Image Forgery Detection by using Machine Learning, International Journal of Innovative Technology and Exploring Engine -ering (IJITEE)ISSN: 2278-3075, Volume-8, Issue- 6S4, April 2019.
- [3] F. Matern, C. Riess and M. Stamminger, "Description of Graduate-Based Lighting for Image Case Detection, " IEEE Transactions on Information Forensic and Security, Vol. 15, pp. 1303-1317, 2020, doi: 10.1109/tifs.2019.
- [4] Z. J. Barad and M. M. Goswami, "Image Forgery Detection using Deep Learning: A Survey," 2020 6th International Conference on Advanced Computing and Communication Systems (ICACCS), 2020, pp. 571-576, doi: 10.1109/ICACCS48705.2020.9074408.
- [5] Anushka Singh and Jyotsna Singh, " Image forgery detection using Deep Neural Network," Conference: 2021 8th International Conference on Signal Processing and Integrated Networks (SPIN)At: New Delhi, January 2022 DOI:10.1109/SPIN525336.2021.9565953.
- [6] F. Marra, D. Gragnaniello, L. Verdoliva and G. Poggi,"A Full-Image Full-Resolution End-to -End-Trainable CNN Framework for Image Forgery Detection," in IEEE Access, vol. 8, pp. 133488-133502, 2020, doi:10.1109/ACCE SS.2020.3009877.
- [7] R. Agarwal, D. Khudaniya, A. Gupta and K. Grover, "Image Forgery Detection and Deep Learning Techniques: A Review," 2020 4th International Conference on Intelligent Computing and Control Systems (ICICCS), Madurai, India, 2020, pp. 1096-1100, doi: 10.1109/ICICCS48265.2020.9121083.
- [8] S. B. G. T. Babu and C. S. Rao, "Statistical Features based Optimized Technique for Copy Move Forgery Detection," 2020 11th Inter- national Conference on Computing, Communication and Networking Technology (ICCCNT), Kharagpur, India, 2020, pp. 1-6, doi: 10.1109/ICCCNT49239.2020.9225426.
- [9] M. H. Alkawaz, M. T. Veeran and R. Bachok, "Digital Image Forgery Detection based on Expectation Maximization Algorithm," 2020 16th IEEE International Colloquium on Signal Processing and Its Applications (CSPA), Langkawi, Malaysia, 2020, pp. 102-105, doi: 10.1109/CSPA48992.2020.9068731.
- [10] alZahir, S., Hammad, R. Image forgery detection using image similarity. Multimed Tools Appl 79, 28643–28659 (2020).



[11] K. M. Hosny, A. M. Mortda, M. M. Fouda and N. A. Lashin, "An Efficient CNN Model to Detect Copy-Move Image Forgery," in IEEE Access, vol. 10, pp. 48622-48632, 2022, doi: 10.1109/ACCESS.2022.3172273.

