

# **AI Jarvis Voice Assistant**

**Ms.Kanchan N. Bardapure<sup>1</sup>, Ms. Rutuja R. Nadarge<sup>2</sup>, Ms. Madhura.V. Potdar<sup>3</sup>  
Ms. Sanika S. Kharge<sup>4</sup>, Ms. Nandini. R. Kolhe<sup>5</sup>, Ms. Samiksha. S. Basampure<sup>6</sup>  
and Mrs. A. S. Gadgikar<sup>7</sup>**

Student, Department of Computer Engineering<sup>1,2,3,4,5,6</sup>  
HOD, Department of Computer Engineering<sup>7</sup>  
Government Residential Women's Polytechnic, Latur, India

**Abstract:** *This paper presents Jarvis, a smart AI-based voice assistant developed using Python, integrating features like hotword detection, face authentication, and command execution. The system automates tasks such as messaging, weather forecasting, and system control, enhancing productivity and user interaction. A local database is used to manage commands, and OpenCV powers the face recognition module. The project demonstrates the integration of multiple technologies to provide a robust personal assistant solution.*

**Keywords:** Jarvis, voice assistant, face authentication, Python, automation, AI, SQLite, OpenCV

## **I. INTRODUCTION**

Voice assistants have transformed the way users interact with systems. This paper introduces Jarvis, a personal AI assistant developed as a desktop application for automating tasks through voice commands. The system utilizes Python libraries and APIs to offer features like weather updates, messaging automation, system shutdown/restart, and real-time face recognition.

## **II. LITERATURE REVIEW**

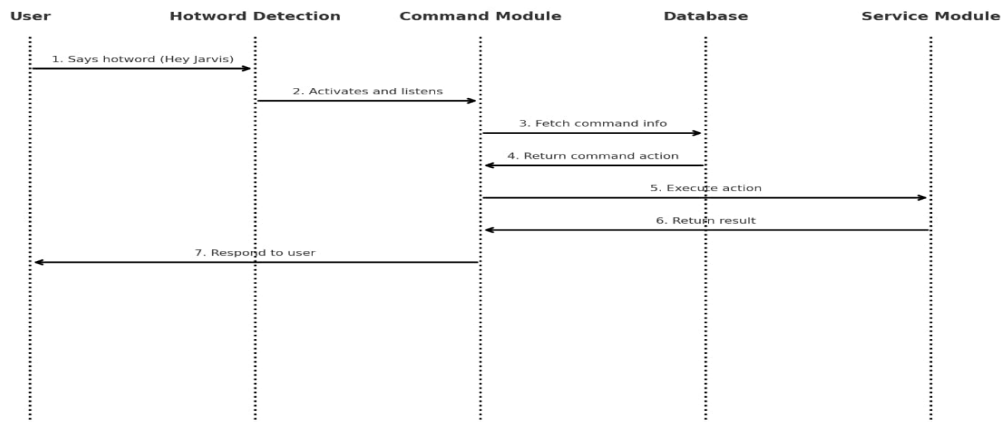
- Developed a Python-based voice assistant using speech recognition and text-to-speech for tasks like opening apps and web searches.
- Integrated face authentication using OpenCV and Haar cascades to improve system security.
- Implemented command recognition via database to automate tasks like launching apps and scripts.
- Used SQLite for storing and retrieving user-defined commands; lightweight and Python-compatible.
- Integrated OpenWeatherMap API to provide real-time weather updates through voice.

## **III. RESEARCH METHODOLOGY**

- The Jarvis Voice Assistant was developed using Python and a modular approach. Key libraries used include speech\_recognition for voice input, pyttsx3 for speech output, OpenCV for face authentication, and sqlite3 for command storage.
- Modules were designed for speech recognition, command execution, face detection, weather updates (using OpenWeatherMap API), and time/date reporting. An SQLite database stores user-defined commands, allowing dynamic task execution.
- The system was tested for voice accuracy, face recognition reliability, and real-time data retrieval. The focus was on creating a secure, interactive, and automated desktop assistant.



#### IV. SYSTEM DESIGN / ARCHITECTURE

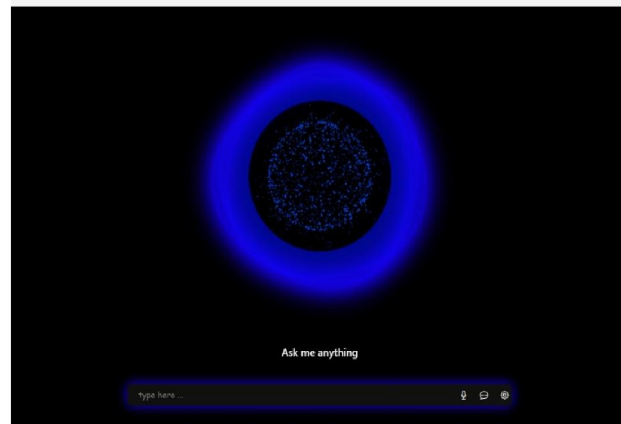



#### V. IMPLEMENTATION

- **Speech Recognition:** The assistant uses the `speech_recognition` library to capture user voice input through the microphone and convert it into text. This text is then processed to determine the user's command.
- **Text-to-Speech:** To communicate back with the user, `pyttsx3` is used to convert text responses into speech, enabling a natural and interactive voice-based conversation.
- **Hotword Detection:** A continuous loop listens for the predefined wake word "Hey Jarvis." Once detected, it triggers the assistant to start processing the user's input.
- **Face Authentication:** Using `OpenCV` and Haar cascade classifiers, the assistant captures a frame through the webcam and compares it against stored facial data to verify the user. Only verified users can proceed, adding a layer of security.
- **Command Module:** The assistant compares recognized text with commands stored in an SQLite database. Each command is mapped to a specific action or path, making it easy to update or add new commands without changing the code.
- **System Command Execution:** On identifying a valid command, Python's `os` and `subprocess` modules are used to execute system-level operations such as launching apps, shutting down, or restarting the system.
- **Weather & Time Features:** The `OpenWeatherMap` API is integrated to fetch current weather data based on user queries.
- **Voice Response:** After executing any command or fetching data, the assistant communicates the result back to the user using `pyttsx3`, making the interaction complete and user-friendly.
- **WhatsApp Automation:** The `pywhatkit` library is used to send scheduled WhatsApp messages automatically, allowing hands-free communication. Future enhancements aim to remove the need to press "Enter" manually.



## VI. RESULT AND ANALYSIS



## VII. FUTURE SCOPE

- Integration with Smart Home Devices: - JARVIS can be extended to control IoT devices like lights, fans, thermostats, and security systems for full smart home automation
- Advanced Natural Language Processing (NLP): - By integrating with AI models like GPT or BERT, JARVIS can understand and respond to more complex, conversational commands.
- Multilingual Support: - Adding support for multiple languages and regional accents can make JARVIS more accessible to a global audience.

## VIII. DISCUSSION

The implementation of the Jarvis Voice Assistant highlighted both the strengths and limitations of voice-controlled desktop automation systems. The combination of speech recognition, face authentication, and command execution modules created an interactive and secure environment for users to perform tasks hands-free. One of the key achievements was the successful integration of various technologies like OpenCV, SQLite, and external APIs into a cohesive and modular system.

The assistant performed well in controlled environments, demonstrating quick response times and high accuracy in voice and face recognition. However, its performance was affected by external factors such as background noise, poor lighting, and system load. These challenges underline the need for further refinement in the areas of noise cancellation and adaptive lighting adjustment for face recognition.

The modular structure of Jarvis proved to be a major advantage, allowing for future expansions like IoT device control, advanced natural language understanding, and cross-platform deployment. Additionally, the use of a database-driven command module ensured flexibility and ease of updates without changing the core code.

Overall, the project not only achieved its objectives but also opened new possibilities for smart, voice-enabled personal assistants that can evolve with user needs.

## IX. CONCLUSION

Jarvis represents an innovative integration of AI, computer vision, and automation to deliver a responsive and intelligent assistant. With the inclusion of voice commands, face authentication, and a command database, it stands as a scalable prototype for more advanced personal assistants. Future enhancements include real-time speech-to-text, IoT integration, and full automation of messaging services.



### **X. ACKNOWLEDGMENT**

We extend our gratitude to our mentors and peers for their support, and to open-source contributors of Python, OpenCV, and the communities around voice automation and AI.

### **REFERENCES**

- [1]. K. Singh, K. Mishra, and G. Sharma, "JARVIS: AI Desktop Voice Assistant Using Speech Recognition," AIP Conference Proceedings, vol. 2721, no. 1, p. 070031, 2023.
- [2]. P. Kumar, P. Mhaske, R. Mali, and T. Shukla, "Jarvis the AI Personal Assistant," International Journal of Information Technology & Computer Engineering, vol. 3, no. 2, pp. 16–20, 2023.
- [3]. R. Prasad and S. Reddy, "AI Desktop Voice Assistant: JARVIS," International Journal of Progressive Research in Engineering Management and Science, vol. 4, no. 11, pp. 45–50, 2024.
- [4]. K. Zheng et al., "JARVIS: A Neuro-Symbolic Commonsense Reasoning Framework for Conversational Embodied Agents," arXiv preprint arXiv:2208.13266, 2022. [Online]. Available: <https://arxiv.org/abs/2208.13266>
- [5]. S.M. Devaraj, "Jarvis - An AI-Assistant," ResearchGate, 2023. [Online]. Available: [https://www.researchgate.net/publication/388629136\\_Jarvis-\\_an\\_AI-Assistant](https://www.researchgate.net/publication/388629136_Jarvis-_an_AI-Assistant)

