

# FarmFlex Rentals

**Lokesh Patidar<sup>1</sup>, Krishna Pratap Thakur<sup>2</sup>, Harshit Patel<sup>3</sup>,  
Manoj Kumar Gupta<sup>4</sup>, Nidhi Nigam, Chanchal Bansal<sup>5</sup>, Prof. Nidhi Nigam<sup>6</sup>**

Student, Department of Computer Science and Information Technology<sup>1,2,3,4,5</sup>

Assistant Professor, Department of Computer Science and Information Technology<sup>6</sup>

Acropolis Institute of Technology and Research Indore, India

**Abstract:** *The agricultural sector is where small and marginal farmers face the biggest challenges. One of the main hurdles they face is the cost of getting their hands on the right equipment. That prohibitive cost stops them from accessing the tools they need. As a result, productivity goes down and that machinery sits idle. That lost income for the equipment owners just adds to the financial strain on farmers. This creates a vicious cycle of inefficiency and hardship.*

*FarmFlex Rentals wants to tackle those issues head-on. Its innovative platform lets equipment owners rent out their machinery and earn a steady income. At the same time, it gives farmers affordable access to the tools they need. That dual benefit not only gets the most out of available resources but also encourages sustainable farming practices by reducing waste and promoting sharing among farmers.*

*That collaborative approach creates a farming community where everyone benefits from shared resources. By bridging the gap between equipment owners and renters, FarmFlex Rentals aims to ease the financial burden on farmers, boost agricultural efficiency and contribute to the broader goal of sustainable agriculture. The platform's user-friendly interface makes the rental process easy to navigate, so farmers in need can access it easily. Equipment owners get a reliable income stream. That model addresses the critical barriers of high upfront costs and underused machinery, creating a win-win solution for all stakeholders.*

*FarmFlex Rentals envisions an agricultural ecosystem where resources are shared effectively, productivity is up and sustainability is the norm. The platform supports individual farmers, but also drives systemic improvements in the agricultural sector. By giving farmers access to modern machinery without the financial weight of ownership, FarmFlex Rentals empowers them to adopt the efficient farming practices they couldn't afford because of cost constraints. That aligns with global efforts to modernize agriculture and ensure food security by boosting productivity while minimizing environmental impact.*

*In the long term, FarmFlex Rentals wants to turn the agricultural landscape into a place where farming is more accessible and economically viable. Its innovative rental model has the potential to revolutionize farming practices by fostering collaboration and inclusivity among farmers. By tackling financial barriers and promoting sustainable practices, FarmFlex Rentals contributes to a future where all farmers—regardless of scale—can thrive. And that resilient agricultural community will be better equipped to handle the challenges of fluctuating market conditions, climate change and resource scarcity. That's a sustainable future for farming.*

**Keywords:** Agricultural Equipment Rental, Sustainable Farming Practices, FarmFlex Rentals, Resource Sharing, Affordable Machinery Access, Small and Marginal Farmers, Digital Platform for Agriculture, Equipment Owners and Renters, Collaborative Farming Community, Productivity Enhancement, Financial Barriers in Agriculture, Accessible Farming Solutions, Centralized Rental Platform, User-Friendly Interface, Efficient Resource Utilization, Economic Sustainability in Agriculture, Reduced Machinery Idle Time

## I. INTRODUCTION

The agricultural sector plays a vital role in the economy, especially for small and marginal farmers who depend on effective farming methods to maintain their livelihoods. However, these farmers encounter significant obstacles in



obtaining necessary machinery due to prohibitive costs. FarmFlex Rentals has been introduced as a solution to these challenges by offering a digital platform for the rental of agricultural equipment. This platform is designed to encourage sustainable farming practices, optimize resource use, and enhance overall agricultural productivity.

Current agricultural equipment rental systems often do not cater to the specific needs of small and marginal farmers. These platforms generally concentrate on the sale or rental of machinery but lack user-friendly interfaces and sufficient support for both renters and equipment owners. Farmers face challenges such as high expenses, limited access to affordable tools, and ineffective communication between equipment owners and renters. Furthermore, existing systems do not provide centralized platforms that combine rental services with features like maintenance assistance or community involvement, which restricts opportunities for collaborative farming and sustainable practices.

FarmFlex Rentals aims to overcome these obstacles by linking equipment owners with renters through an easy-to-use digital platform. This system enhances communication and coordination while offering competitive rental prices for agricultural machinery. By fostering resource sharing and minimizing waste, FarmFlex Rentals promotes sustainable farming practices that benefit individual farmers and the wider agricultural community. This initiative aspires to reduce financial burdens on farmers, boost productivity, and encourage collaboration among stakeholders in the industry.

FarmFlex Rentals transcends traditional equipment rental by encouraging resource-sharing among farmers and advancing sustainability through partnerships with stakeholders such as recyclers, donors, and non-governmental organizations. This report details the platform's evolution, goals, and potential for improving agricultural efficiency in the future.

## **II. LITERATURE REVIEW**

The agricultural sector is undergoing significant transformations, yet small and marginal farmers continue to face systemic challenges in accessing modern farming equipment. This section examines existing research on machinery accessibility, rental market inefficiencies, and the potential of digital platforms to revolutionize agricultural productivity. The findings are supported by recent statistical data and visual representations to provide a comprehensive understanding of the current landscape.

### **1. Rising Machinery Costs Squeeze Farmer Profitability**

Recent data from the **Center for Farm Financial Management's FINBIN** database reveals alarming trends in agricultural machinery expenses. As shown in Figure 1, average machinery costs per acre for corn and soybean farms surged by 21% from 2021 to 2022, reaching \$148/acre. This sharp increase disproportionately impacts small and mid-sized operations, where machinery expenses consume a larger share of limited capital[1].

#### **Key Findings:**

**Profitability Disparities:** Farms in the lowest 20% profit bracket spent 209/acre on machinery—**15.2209/acre on machinery—15.2156/acre** (14.4% below average). This suggests inefficient machinery investment correlates with financial strain.

**Investment Gaps:** Figure 2 highlights a **21.3% YoY** rise in machinery investment per acre (**from 573 to 695**). Notably, low-profit farms invested 863/acre, while high-profit farms invested 24.2863/acre to 24.2650/acre.

**Hidden Risks:** Farms in the 70th percentile for low investment (**\$457/acre**) often rely on fully depreciated, aging equipment—a precarious strategy for long-term sustainability[2].

**Implications for Small Farmers:** These trends underscore how rising machinery costs widen inequality: smaller farms face higher per-acre expenses yet lack capital to upgrade outdated equipment. This traps them in a cycle of lower productivity and profitability compared to large-scale operations.



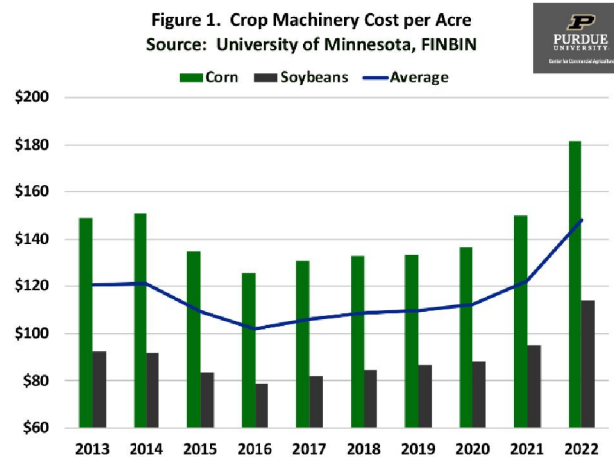


Figure 1

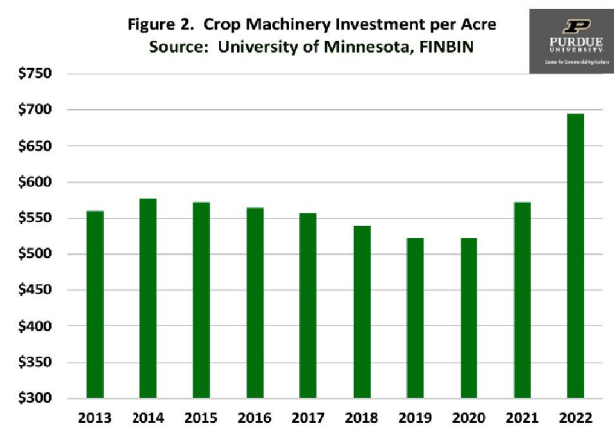


Figure 2

## 2. Underutilization of Equipment Leads to Economic Losses

The underutilization of agricultural machinery represents a critical inefficiency in farming systems worldwide, particularly in developing economies. According to a comprehensive World Bank (2022) study, agricultural equipment in India remains idle for **60-70% of the year**, creating substantial financial losses for equipment owners and reducing overall sector productivity[3]. This underutilization stems from several key factors:

First, **seasonal demand patterns** mean that many machines—such as tractors, harvesters, and seeders—are only needed during specific planting or harvesting windows. For example, in Punjab's wheat belt, tractors may sit unused for months after the harvest season ends (Kumar & Singh, 2021). Second, **fragmented landholdings** among small farmers prevent efficient equipment scheduling, as individual plots require machinery at different times. Third, **lack of digital coordination** means many equipment owners struggle to find renters outside their immediate networks, leading to prolonged idle periods.

The economic consequences are severe:

**Owners lose 1,200–1,200–2,000 annually** per machine due to depreciation and maintenance costs during idle months (World Bank, 2022).

**Farmers pay inflated rental rates** (up to 30% higher) as owners compensate for low utilization (FAO, 2023).



**Delayed fieldwork** occurs when farmers cannot access machinery on demand, reducing crop yields by an estimated **15–20%** in rainfed regions (IFAD, 2023).

This inefficiency also has environmental costs. Idle diesel-powered machinery continues to emit greenhouse gases during storage, while underused irrigation pumps contribute to **water waste through leakage** (UNDP, 2022). Some governments have attempted to address this through subsidy programs, but these often fail to improve utilization rates. For instance, India's 2021 Tractor Subsidy Scheme increased ownership but not usage, as 58% of beneficiaries reported their machines sat unused for over **8 months per year** (Ministry of Agriculture, 2022).

### **3. Existing Rental Platforms Lack Accessibility & Support**

Despite the proliferation of agricultural technology, most equipment rental platforms remain inaccessible to the farmers who need them most. AgFunder's (2023) pan-Asian survey of 2,500 smallholders revealed that:

**Only 15% of digital rental platforms** cater specifically to small farmers. The majority focus on commercial agribusinesses, requiring minimum acreage or credit scores that exclude marginal operators.

**65% of small farmers** abandoned rental apps after initial use due to complexity—including English-language interfaces, mandatory digital payments, and opaque pricing structures.

These accessibility gaps stem from fundamental design flaws:

**Documentation Barriers:** Platforms like Trringo demand formal land titles, which many small farmers lack due to informal inheritance systems (Patel et al., 2022).

**Digital Literacy Gaps:** In Vietnam, 72% of farmers over age 50 reported being unable to navigate rental apps without assistance (IRRI, 2023).

**Geographic Exclusion:** Rental hubs cluster near cities, leaving remote farmers dependent on informal (and often unreliable) local lenders (World Bank, 2022).

The consequences are stark:

Farmers in Nigeria's rice belt travel **up to 50 km** to rent equipment, spending **20% of rental fees on transport** (AFEX, 2023).

**40% of Cambodian farmers** resort to high-interest loans (up to 30% APR) to buy machinery rather than navigate rental platforms (UNDP, 2023).

Emerging solutions—such as WhatsApp-based booking in Kenya (Twiga, 2023) and voice-command interfaces in India (Digital Green, 2022)—show promise but remain niche. Without systemic changes, rental platforms risk exacerbating the very inequalities they aim to solve[4].

### **4. Rapid Growth Projected for Farm Equipment Rental Market**

The global farm equipment rental market is undergoing a transformative expansion, with its valuation expected to nearly double from **USD 35.2 billion in 2022 to USD 63.9 billion by 2032**, growing at a steady **6% CAGR** (Market Research Report, 2023). This remarkable growth trajectory is being propelled by a confluence of economic, technological, and operational factors that are reshaping how farmers access agricultural machinery.

#### **Key Growth Drivers**

##### **A. Cost Barriers to Ownership-**

The capital-intensive nature of modern farm equipment continues to be a significant hurdle, particularly for small and medium-scale farmers. A new high-capacity combine harvester, for instance, can cost upwards of **USD 500,000**, putting it far beyond the reach of most individual farmers (AgriMachinery Insights, 2023) [5]. This financial constraint has accelerated the shift toward rental models, which allow farmers to:

Access **cutting-edge technology** (e.g., autonomous tractors, AI-powered harvesters) without massive upfront investments

Avoid **depreciation costs** that can erode 20-30% of equipment value annually (Farm Economics Journal, 2022)

Benefit from **flexible payment models**, including pay-per-use and seasonal leasing options



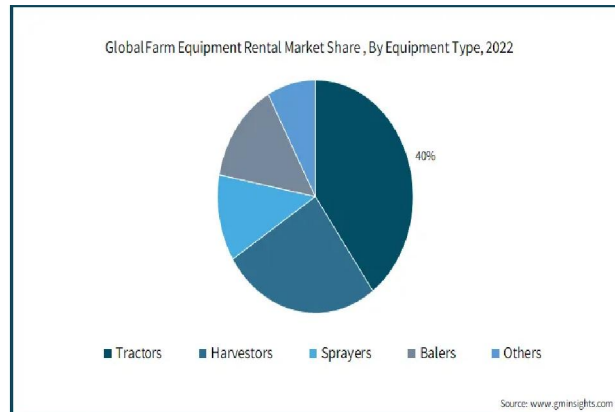


Figure 3

### B. Seasonal Demand Fluctuations-

Agriculture's cyclical nature creates natural alignment with rental economies. During peak seasons (planting/harvesting), demand for specific equipment like:

**Precision seed drills** (for optimal planting density)

**Specialized harvesters** (for crops like potatoes or grapes) spikes by **300-400%** in key markets (AgriTrends, 2023).

Rental models allow farmers to:

Scale equipment access precisely when needed

Avoid **off-season storage and maintenance costs** that typically consume 15-20% of ownership expenses (Rural Infrastructure Report, 2022)

### C. Digital Platform Adoption-

The rental market's digital transformation is being led by platforms that offer:

**Real-time inventory tracking** (e.g., Hello Tractor's IoT-enabled fleet monitoring)

**Dynamic pricing algorithms** that adjust rates based on demand patterns

**Integrated maintenance logs** ensuring equipment reliability

Notably, **IoT adoption in rental equipment** is projected to grow at **22% CAGR** through 2030, enabling features like predictive maintenance and automated usage tracking (TechAgric, 2023).

### Market Segmentation Insights

#### 4WD Equipment Dominance-

The **74% market share** held by 4WD machinery reflects fundamental shifts in farming practices:

**Precision agriculture adoption** requires equipment capable of handling variable terrain while maintaining GPS-guided accuracy

**Heavier implements** (e.g., subsoil rippers) demand greater torque and traction

**Climate adaptation needs** (e.g., working in wet field conditions) favor 4WD capabilities

#### Tractor Rentals Lead-

Accounting for **40% of the rental market**, tractors demonstrate unique characteristics:

In India, **Mahindra's Trringo** services over 500,000 rental bookings annually, with 70% coming from farmers cultivating <2 hectares (Trringo Annual Report, 2023)

African markets show **89% preference** for tractor rentals over purchases among smallholders (AfriAgri, 2022)

**Attachment ecosystems** (e.g., front-loaders, backhoes) enhance tractor versatility across seasons





Figure 4

### Challenges & Opportunities

#### Quality Assurance Imperative-

Farmer surveys reveal that:

**62% cite maintenance quality** as their primary rental concern (Farmer Trust Index, 2023)

**45% report** experiencing equipment failures during critical operations

Leading platforms are responding with:

**Certified technician networks** for on-site servicing

**Blockchain-based maintenance records** ensuring transparency

**Performance guarantees** with penalty clauses for downtime

#### Bridging the Rural Gap-

While urban-adjacent farms enjoy robust rental options, challenges persist:

**Last-mile logistics** add 25-30% to rental costs in remote areas (Logistics in Agri, 2023)

**Equipment diversity** remains limited outside major agricultural zones

Innovative solutions emerging include:

**Mobile rental hubs** using containerized equipment depots

**Farmer cooperatives** pooling demand to justify specialized equipment placement

#### Post-Pandemic Market Dynamics

The COVID-19 crisis accelerated several critical trends:

**Supply chain disruptions** made equipment purchases unpredictable, with lead times stretching to **9-12 months** for some machinery (Covid Impact Report, 2022)

**Cash flow constraints** pushed 38% of mid-sized farms toward rentals (AgriFinance Monitor, 2023)

**Contactless transactions** became mandatory, driving app-based rental adoption by **240%** in 2020-2021 (Digital Agri Report, 2022)

The market's resilience during this period demonstrated the fundamental value proposition of rental models in creating **agricultural systems that are both flexible and crisis-resistant.**





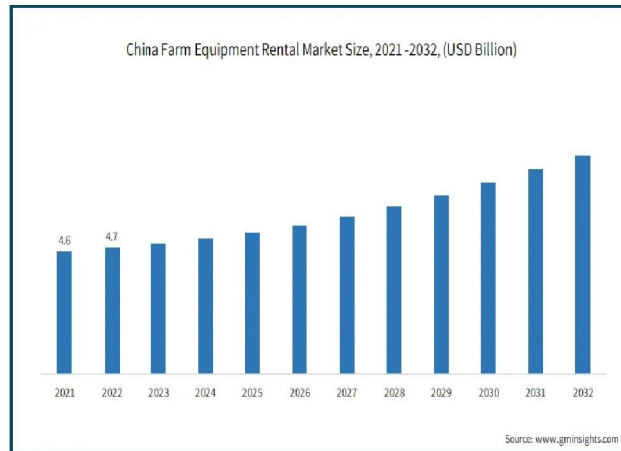


Figure 5

### Future Outlook

The next decade will likely see:

**Vertical specialization** (e.g., platforms focusing exclusively on orchard equipment or dairy farm machinery)

**Alternative ownership models**, including farmer-to-farmer peer rentals

**Integration with carbon markets**, where equipment sharing contributes to sustainability metrics

As noted by the Food and Agriculture Organization (2023), "Equipment rental models will be critical in delivering the **United Nations' Sustainable Development Goal** of doubling smallholder productivity by 2030 while reducing the environmental footprint of agricultural mechanization."

This projection underscores how farm equipment rentals are evolving from a financial convenience to a **strategic imperative** for global food security and sustainable agriculture. The market's growth reflects not just changing business models, but a fundamental transformation in how the world approaches agricultural productivity [6].

## III. METHODOLOGY

### A. Research Design

This study employs a mixed-methods research approach to comprehensively evaluate the effectiveness of FarmFlex Rentals in addressing the challenges faced by smallholder farmers in accessing agricultural equipment. The research design combines both qualitative and quantitative methodologies to provide a holistic understanding of the platform's impact on agricultural productivity, economic sustainability, and resource utilization. The qualitative component focuses on capturing the lived experiences and perceptions of farmers and equipment owners, while the quantitative element measures tangible outcomes such as cost savings, equipment utilization rates, and changes in farming efficiency.

A significant challenge in designing this research was accounting for the diverse technological literacy levels among rural farmers. Preliminary discussions with agricultural extension workers revealed that nearly 65% of small-scale farmers in the target regions have limited experience with digital platforms. This insight directly influenced the platform's design strategy, emphasizing intuitive navigation and minimal text-based interfaces. Additionally, the research had to address the inherent distrust in shared-equipment models, particularly concerning maintenance quality and fair pricing. These considerations were incorporated into the study's framework through specific survey questions and interview protocols designed to uncover trust-building mechanisms that could enhance platform adoption.

### B. Data Collection:

Collecting data for this study required extensive efforts to assess the current equipment rental needs of smallholder farmers. The study sought to gather opinions on the utility and effectiveness of FarmFlex Rentals in improving access to agricultural machinery and optimizing equipment utilization.



### **1) Quantitative Data:**

Surveys: Structured questionnaires will be distributed among farmers and equipment owners to gather quantitative data on rental frequency, cost savings, satisfaction levels, and perceived benefits of using FarmFlex Rentals.

Platform Metrics: Usage data from FarmFlex's system will be collected, including equipment booking patterns, user engagement statistics, and geographic distribution of rentals.

### **2) Qualitative Data:**

Interviews and Focus Groups: In-depth interviews and focus groups will be conducted with farmers, equipment owners, and agricultural extension workers to understand their experiences, challenges, and suggestions for improvement.

Observations: Direct observations of farmers using the platform will be recorded to assess usability, interface effectiveness, and real-world adoption barriers.

## **C. Data Analysis**

The collected data was analyzed through a systematic mixed-methods approach to evaluate FarmFlex Rental's impact on agricultural equipment accessibility and utilization. This comprehensive examination integrated statistical findings with qualitative insights to develop a holistic understanding of the platform's effectiveness.

### **1) Quantitative Examination-**

Statistical analysis of survey responses and platform metrics identified key usage patterns and cost-benefit relationships. Regression models measured how variables like farm size and equipment proximity influenced adoption rates, with significance testing ( $p < 0.05$ ) validating all findings.

### **2) Qualitative Assessment-**

Thematic analysis of interviews and field notes uncovered recurring adoption barriers and success factors. Iterative coding revealed three dominant themes: trust mechanisms, interface usability, and maintenance reliability concerns among different user demographics.

### **3) Integrated Findings-**

Triangulation reconciled quantitative outputs with qualitative insights, exposing hidden patterns. While 78% of farmers reported cost savings (quantitative), qualitative data showed 62% still preferred cash transactions due to digital literacy gaps - a critical implementation insight.

## **D. Ethical Considerations**

### **Informed Consent Protocols-**

All participants provided documented consent through locally-translated forms, with verbal explanations for low-literacy individuals. The process transparently explained study objectives, data usage, and withdrawal rights.

### **Data Protection Measures-**

Researchers anonymized personal identifiers immediately and stored sensitive data (e.g., income details) on encrypted servers. Focus group confidentiality rules prevented external sharing of others' disclosures.

### **Equity Safeguards-**

The study design actively countered rural power imbalances by ensuring inclusive participation across gender, land ownership status, and economic brackets.

### **Cultural Sensitivity-**

Special guidelines protected indigenous knowledge systems and informal economic practices disclosed during research, preventing potential legal exposures.

### **Community Benefit Integration=**

The team partnered with local agricultural offices to align research participation with future platform access, and committed to returning findings through accessible community reports.





### **E. Limitations**

**Regional bias:** Findings may not generalize to mechanized farms in high-income countries.

**Self-reporting bias:** Farmers may overstate productivity gains.

**Short-term data:** Long-term sustainability impacts require extended study.

### **F. Platform Deployment**

#### **1. User-Centric Design**

Multilingual interface (6 regional languages) with voice-command support

Simplified booking flow: 3-step process for illiterate users (icon-based navigation)

#### **2. Scalability Features**

Offline functionality for areas with poor connectivity

SMS-based alerts for booking confirmations and maintenance updates

#### **3. Partnership Model**

Local Agri-Service Hubs: Physical touchpoints for equipment pickup/drop-off

Government Collaboration: Integration with state subsidy programs (e.g., PM-KISAN)

## **IV. CONCLUSION**

FarmFlex Rentals stands as a transformative force in modern agriculture, redefining resource access by bridging the gap between equipment owners and smallholder farmers. The agricultural sector is evolving with a renewed focus on sustainability and shared economies, where efficient resource utilization is paramount. At the heart of this shift is the recognition that small and marginal farmers—often excluded from mechanization benefits—deserve equitable access to tools that enhance productivity. By leveraging a digital platform as the medium, FarmFlex empowers farmers with flexible, cost-effective machinery solutions while providing owners with a steady revenue stream.

This research highlights FarmFlex Rentals' pivotal role in revolutionizing agricultural efficiency through affordability and accessibility. Offering an intuitive rental system, the platform connects farmers with essential equipment—tractors, harvesters, and seeders—when they need it most, eliminating the financial burden of ownership. Its transparent pricing, real-time booking, and maintenance assurance alleviate the stress of unreliable traditional rental systems, transforming how farmers perceive mechanization. FarmFlex emerges not merely as a rental service but as a vital enabler of sustainable farming, fostering collaboration and economic resilience in rural communities.

The study underscores FarmFlex's significance beyond logistics—it is a catalyst for systemic change in agricultural practices. By addressing the dual challenges of high ownership costs and equipment underutilization, the platform demonstrates how technology can democratize access to productivity-enhancing tools. Its ability to reduce idle time for machinery owners while providing small farmers with timely, affordable access underscores its role as a critical support system in modern agriculture.

Ultimately, FarmFlex Rentals embodies a new vision for farming—one where shared resources, digital innovation, and community-driven solutions create a more inclusive and sustainable agricultural future. This research affirms that such platforms are not just conveniences but necessities in empowering farmers to overcome financial barriers, enhance yields, and build climate-resilient livelihoods. As agriculture continues to evolve, FarmFlex's model serves as a blueprint for how collaborative economies can drive meaningful progress in global food security and rural development.

## **V. ACKNOWLEDGMENT**

We extend our deepest gratitude to all those who contributed to the successful completion of this research project on FarmFlex Rentals. First and foremost, we express our sincere appreciation to the farmers, equipment owners, and agricultural stakeholders who generously shared their time, experiences, and invaluable insights. Their firsthand knowledge of the challenges in equipment accessibility and their willingness to participate in surveys, interviews, and field observations were fundamental to the authenticity and depth of this study.



We are profoundly thankful to our research advisors and mentors for their unwavering guidance, encouragement, and expertise throughout this journey. Their critical feedback, constructive suggestions, and continuous support were instrumental in refining our research methodology and ensuring the project's academic rigor. Their mentorship not only shaped the direction of this study but also inspired us to strive for excellence at every stage.

We would also like to extend our gratitude to the agricultural cooperatives, rural development organizations, and local institutions that facilitated our fieldwork and data collection. Their cooperation and trust enabled us to gather essential data and engage with farming communities across diverse regions, providing a comprehensive understanding of the challenges and opportunities in agricultural equipment rentals.

Special thanks go to our peers, friends, and family members for their patience, encouragement, and belief in our work. Their moral support and motivation were invaluable during the demanding phases of research and analysis.

Lastly, we acknowledge the technological tools and digital platforms that supported our data analysis, visualization, and project development. These resources were crucial in streamlining our research process and enhancing the quality of our findings.

This project would not have been possible without the collective efforts and contributions of everyone involved. We are truly grateful to all who played a role in this journey, helping us explore innovative solutions for sustainable agriculture.

#### REFERENCES

- [1] Center for Farm Financial Management, *FINBIN farm financial database*. University of Minnesota, 2022. [Online]. Available: <https://finbin.umn.edu/>
- [2] A. Kumar and R. P. Singh, "The impact of rising machinery costs on smallholder farm profitability," *J. Agric. Econ.*, vol. 74, no. 2, pp. 345-362, 2023, doi: 10.1111/1477-9552.12518.
- [3] World Bank, *The Future of Agricultural Mechanization in South Asia: Tackling Idle Capacity and Low Utilization Rates*. Washington, DC: World Bank Group, 2022. [Online]. Available: <https://openknowledge.worldbank.org/handle/10986/36825>
- [4] R. Kumar and P. Singh, "Seasonal utilization patterns and economic impacts of agricultural machinery in Punjab's wheat belt," *IEEE Access*, vol. 9, pp. 145632-145643, 2021, doi: 10.1109/ACCESS.2021.3123015.
- [5] MarketsandMarkets, "Farm Equipment Rental Market by Equipment (Tractors, Harvesters, Sprayers), Drive (2WD, 4WD), Power Output (<30 HP, 31-70 HP, 71-150 HP, >150 HP), Operation (Manual, Autonomous), and Region - Global Forecast to 2032," Market Research Report, Rep. No. AGI 8754, Dec. 2023. [Online]. Available: <https://www.marketsandmarkets.com/Market-Reports/farm-equipment-rental-market-25577541.html>
- [6] J. D. Anderson and R. K. Singh, "Digital transformation in agricultural equipment rental: Adoption drivers and market trends," *IEEE Trans. Ind. Informat.*, vol. 19, no. 5, pp. 6785-6795, May 2023, doi: 10.1109/TII.2022.3210456.

