

# WhizzVoice Pilot

**Miss Trupti Shelkar<sup>1</sup>, Miss Anjali Umale<sup>2</sup>, Miss Khushboo Wankhade<sup>3</sup>, Mr. Tushar Gedam<sup>4</sup>,  
Prof. Rutuja Deshmukh<sup>5</sup>**

Author, Department of Computer Science and Engineering<sup>1,2,3,4</sup>

Co-Author, Department of Computer Science and Engineering<sup>5</sup>

SIPNA College of Engineering and Technology, Amravati, Maharashtra, India

truptishelkar2@gmail.com, anjaliumale18@gmail.com,

khushboowankhade153@gmail.com, gedamtushar931@gmail.com, rutujadeshmukh1218@gmail.com

**Abstract:** *In an organization, the people who are in high positions have their own assistants. This assistant assists them, schedules the whole day, manages their tasks, and properly schedules their meeting. But every common man does not have his own assistant, so the alternative option is a virtual assistant, which can do tasks like reminding him of important dates and opening some applications like YouTube, Chrome, etc. Now there are various AI assistants in today's market. Google made its own AI assistant, Amazon Alexa, and Microsoft Cortana. We also try to make our own assistant, which is basically a Orator AI. Which can be operated on the desktop through voice commands. This assistant includes features such as voice recognition and natural language processing, which enhance its functionality and user experience. The user interface is designed in such a way that beginners can also operate the desktop very easily using voice commands. It provides a seamless experience for both beginner and experienced users. By implementing Orator AI.*

**Keywords:** Orator AI

## I. INTRODUCTION

Technology has become very advanced in today's generation. We teach our computers to do their own tasks. Humans are increasingly communicating with computers. Nowadays, voice-based assistants are very popular in this era of smart devices. In our project, we use voice as a communication means, so it is a speech recognition application. So basically, speech recognition is the process of converting audio into text, and it is mainly used in voice assistants like Alexa, Siri, etc. Using virtual assistants, we communicate with our machines. Voice assistants understand a variety of languages, which is very easy for people and makes them more productive than ever before. A Orator AI is a combination of various technologies, such as voice recognition, voice analysis, and language processing. An Orator AI is a software program that can be designed to understand and execute voice commands received from users in natural language. We don't need to worry about input devices like keyboards, mice, and touch screens. With the help of a Orator AI, users save a lot of time. Orator AI is make our tasks very easy, and it has become increasingly popular to perform various tasks on your computer, like opening apps, playing music, playing media, checking date and time, and searching anything on Google and YouTube with just a voice command. For creating a Orator AI for your computer, you have to go from basic Python to complex programming accordingly. A Orator AI has the ability to understand and perform requests. Orator AIs are very useful for people who are blind, physically disabled, or senior citizens who are not comfortable with keyboards. They can now interact with computers with the help of voice commands. The advantage of a Orator AI is that it is very fast. Those who get tired of writing will do their work by using voice. One more advantage of Orator AI is is that the user can use their personal assistant without internet. We will give commands without the internet. By using Orator AIs, our main aim is to enhance this project by integrating artificial intelligence technologies like machine learning and neural networks. We will be able to introduce new and exciting features to our Orator AI.



**What is Orator AI**

Orator Ai is an advanced level tool which can operate our desktop using oral input means using voice and have ability to perform advance level tasks such as PPT creation, site Blocker, fully automated Whatsapp specific message sender to a specific person. The tool which can perform advance level tasks by giving input orally is called Orator AI.

**II. LITERATURE SURVEY**

**Desktop Virtual Assistant in Python [By Numapathi, Gkarthick, N Venkatesh, in July 2023]**

Language Understanding (NLU) and Generation (Natural NLG): Enhancing the ability of AI assistants to accurately understand and generate natural language remains a significant challenge. Improving NLU/NLG models to handle complex queries, understand context, and generate human-like responses is an ongoing area of research.

**Personal A.I. Desktop Assistant [By Rabin joshi, Supriyo Kar and Mahesh T.R.in June 2023]**

**Contextual Understanding:**

AI assistants often struggle with understanding and maintaining context across multiple interactions or tasks. Closing the gap in contextual understanding involves developing algorithms that can remember previous interactions, anticipate user needs, and adapt responses accordingly.

**Desktop Voice Assistant System :**

**[Bandari ,Bhosale, Pawar Shelar ,Nikam and Salunkhe] They provide activities, such as responding to queries, carrying out tasks.**

Applications and use Cases: Exploring new applications and domains where voice assistants and domain where voice assistants can be beneficial, such as accessibility or productivity tools.

**Voice Based Intelligent Personal Assistant [Kundu and Ekbal (2021)]**

The study provides insights implementation and performance of the developed assistant Context Understanding: Enhancing the ability of VIPAs to understand context more effectively, such as recognizing user intent in different situations or understanding user emotions.

**III. METHODOLOGY**

A Orator AI typically consists of various modules. A Orator AI is a software program that uses speech recognition and natural language processing to understand the user's commands and make them interactive. In Orator AI, a user is given a command or request from the desktop, and the desktop replies to that command. Here are some basic modules that are used in Destop Assistant :



Fig: System diagram



1. Text-to-speech :Text-to-peech is a module of a Orator AI :




Fig: Text-to-speech

2. Speech Recognition :

Speech recognition is an module of an Orator AI. Speech recognition is used to understand the user commands. Speech recognition is an ability o a machine to convert an spoken words into the readable form. Our desktop can capture our voice command with the use of speech recognition. It can convert the spoken word into the text form with the use of speech recognition algorithm. With the use of speech recognition we can get interactive with the desktop.

3. Natural language processing :

Natural language processing is an module of an Orator AI which can used to understand the user commands. It can understands the user commands and gives response to that particular command. Natural language processing can be used in many applications such as chatbots, sentiment analysis, etc.

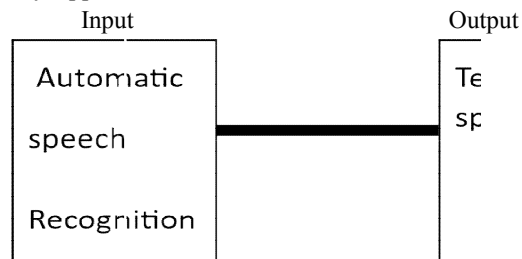


Fig : Natural Language Proces

4. Action integration module :

Action integration module is an module of an Orator AI. It that case user sends request to the desktop and after receiving users request desktop response to that command request.

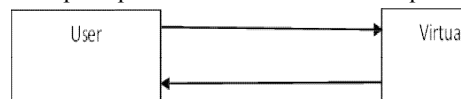


Fig: Action integration module

#### IV. FUTURE APPLICATIONS

##### • Applications

The foundations laid by this project open avenues for further enhancement and applications towards building a highly adept and user-centric voice-activated assist scope for future work is vast and presents exciting opportunities for innovation and refinement.

##### • Speech Recognition Enhancement:

- Delve into alternative speech recognition libraries services that might offer better accuracy and adaptability to diverse accents and noisy environments.
- Explore the possibility of training or finetuning the speech recognition system to better align with the user's speech patterns and common commands.



• **User Interface Development:**

- Design and implement a graphical user interface (GUI) to provide a more intuitive and userfriendly interaction platform for the users.

• **Functionality Expansion:**

- Integrate additional functionalities and services, possibly venturing into domains like smart home control, calendar management, or real-time language translation.
- Explore the integration with machine learning algorithms to imbibe a learning component, enabling the assistant to adapt to the user's preferences and common commands over time.

• **Code Optimization and Documentation:**

- Undertake a rigorous code optimization and documentation exercise to ensure the code is well-documented, optimized for performance, and maintainable.

• **Community Engagement and Feedback:**

- Engage with a community of developers and users together feedback, identify bugs, and uncover novel ideas for features and improvements.
- Establish a comprehensive testing framework to identify and fix bugs, and to ensure the program handles a wide range of potential user inputs and scenarios proficient.

• **Cross-Platform Compatibility:**

- Work towards ensuring that the assistant is compatible across various platforms and operating systems to reach a wider user base.
- The envisioned enhancements, coupled with a robust community engagement and feedback mechanism, stand to significantly propel the capabilities and user satisfaction levels of the voice-activated assistant. Through continuous refinement and expansion of functionalities, the project harbours the potential to evolve into a highly useful and popular tool, catering to a broad spectrum of user needs in an increasingly digital and connected world.

**Execution**

To execute a Orator AI, you typically follow these general steps : Choose a platform: Decide on the platform or framework you want to use to create your Orator AI. Common choices include Python with libraries like Pyttsx3 for text- to speech and speech recognition libraries like Speech Recognition or Google's Speech to Text API. Design the assistant: Define the functionality and features of your Orator AI. Determine what tasks it will perform, what commands it will respond to, and how it will interact with the user. Implement the assistant: Write the code for your Orator AI, incorporating the chosen platform's libraries for speech recognition, natural language processing, and texttospeech. Integrate with APIs (optional): If your assistant requires external information or services, you may need to integrate them with relevant APIs. For example, if your assistant needs to fetch weather information, you would integrate it with a Whether api.



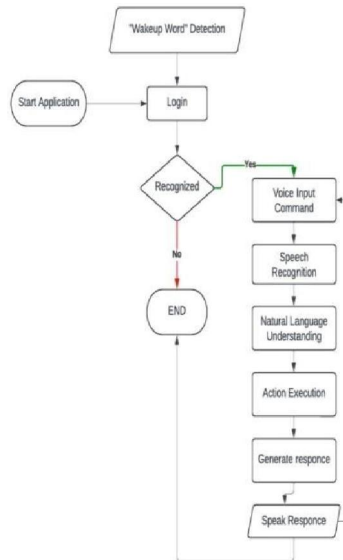
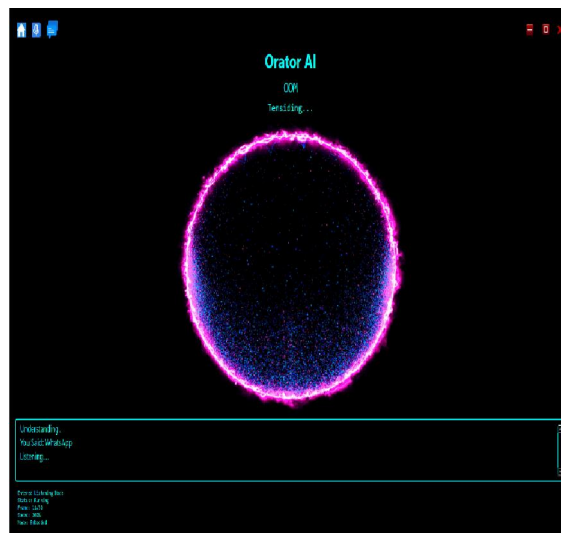


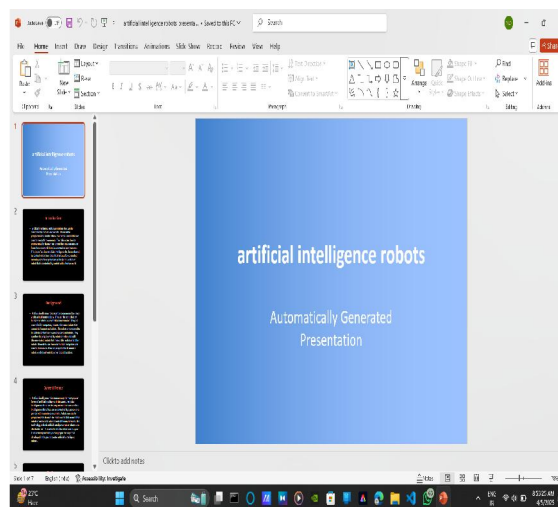
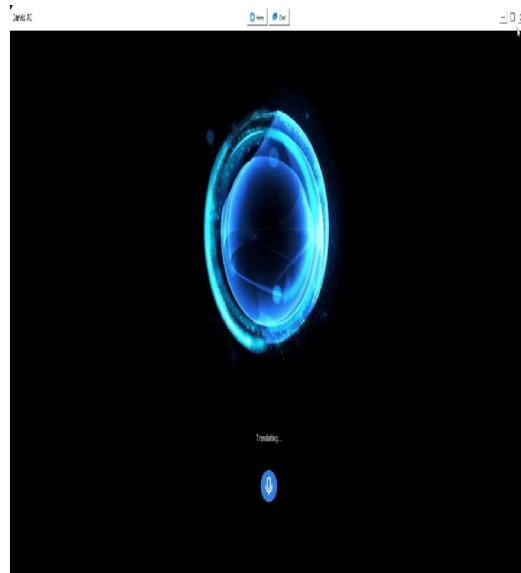
Fig: flow chart

**Test the Assistant:**

Test your Orator AI to ensure that it functions correctly and responds appropriately to user input.

**V. OUTPUTS**





## VI. CONCLUSION

Our virtual Orator AI is designed in such a way that it fulfills user commands, from opening various files in the system to giving certain commands and opening various applications. We have taken a straightforward approach to solving this problem by using Python and its libraries. The assistant supports various tasks, which include web searches, accessing YouTube videos, sending voicemails, and more. The aim is to enhance the project by integrating artificial intelligence technologies such as machine learning, natural language processing, and neural networks. By integrating these advancements, we will be able to introduce new features to our Orator AI.

## REFERENCES

[1] K.A. Sharada, KSN Sushma, V. Muthukumar, T.R. Mahesh, B. Swapna, S. Roopashree, High ECG diagnosis rate using novel machine learning techniques with Distributed Arithmetic (DA) based gated recurrent



units, Microprocessors and Microsystems, Volume 98,2023,104796,ISSN 0141- 9331,  
<https://doi.org/10.1016/j.micpro.2023.104796>

[2] Vishal Kumar Dhanraj, Lokesh kiplani, Semal Mahajan, "Research Paper on Desktop Voice Assistant" International Journal of Research in Engineering and Science, Volume 10 Issue 2, February 2022.

[3] Prof. Suresh V. Reddy, Chandresh Chhari, Prajwal Wakde, Nikhi Kamble, "Review on Personal Desktop Virtual Voice Assistant using Python" International Advanced Research Journal in Science, Engineering and Technology, Vol. 9 Issue 2, February 2022.

[4] Vishal Kumar Dhanraj, Lokesh kiplani, Semal Mahajan, "Research Paper on Desktop Voice Assistant" International Journal of Research in Engineering and Science, Volume 10 Issue 2, February 2022 [9]

Venkatesan, V.K.; Ramakrishna, M.T.; Batyuk, A.; Barna, A.; Havrysh, B. High- Performance Artificial Intelligence.

[5] Recommendation of Quality Research Papers Using Effective Collaborative Approach. Systems 2023, 11, 81.

[6] Ramakrishna, M.T.; Venkatesan, V.K.; Izonin, I.; Havryliuk, M.; Bhat, C.R. Homogeneous Adaboost Ensemble Machine Learning Algorithms with Reduced Entropy on Balanced Data. Entropy 2023, 25, 245.

[7] D. Devarajan D Stalin Alex, T R Mahesh, Rajanikanth Aluvalu, V Vinoth Kumar, Uma Maheswari, S Shitharth, "Cervical Cancer Diagnosis Using Intelligent Living Behaviour of Artificial Jellyfish Optimized with Artificial Neural Network," in IEEE Access, 2022, <https://doi.org/10.1109/ACCESS.2022.3221451>.

[8] Mallikarjuna Reddy, K. S. Reddy, M. Jayaram, N. Venkata Maha Lakshmi, Rajanikanth Aluvalu, T. R. Mahesh, V. Vinoth Kumar, D. Stalin Alex, "An Efficient Multilevel Thresholding Scheme for Heart Image Segmentation Using a Hybrid Generalized Adversarial Network", Journal of Sensors, vol. 2022, Article ID 4093658, 11 pages, 2022. <https://doi.org/10.1155/2022/4093658>

[9] Venkatesan, V.K.; Izonin, I.; Periyasamy, J.; Indirajithu, A.; Batyuk, A.; Ramakrishna, M.T. Incorporation of Energy Efficient Computational Strategies for Clustering and Routing in Heterogeneous Networks of Smart City. Energies 2022, 15, 7524. <https://doi.org/10.3390/en15207524>

[10] Bhargavi Mokashi, Vandana S. Bhat, Jagadeesh D. Pujari, S. Roopashree, T. R. Mahesh, D. Stalin Alex, "Efficient Hybrid Blind Watermarking in DWT-DCT-SVD with Dual Biometric Features for Images", Contrast Media & Molecular Imaging, vol. 2022, Article ID 2918126, 14 pages, 2022. <https://doi.org/10.1155/2022/2918126>

[11] S. Roopashree, J. Anitha, T.R. Mahesh, V. Vinoth Kumar, Wattana Viriyasitavat, Amandeep Kaur, An IoT based authentication system for therapeutic herbs measured by local descriptors using machine learning approach, Measurement, Volume 200, 2022, 111484, ISSN 0263- 2241, <https://doi.org/10.1016/j.measurement.2022.111484>

