

Optimizing and Analyzing Traffic Data Using Data Mining Techniques

Mr. Abel Mvula and Mr. Joel Mvula

DMI-St. John the Baptist University, Lilongwe, Malawi

Abstract: *This is the project titled Optimizing and Analyzing of Traffic Data using Data Mining techniques and under this project goals will be defined which may include enhancing network performance, reducing latency and strengthening security measures. Next, critical network components are identified, such as routers, switches and firewalls which require analysis and optimization. Network traffic data is collected using monitoring tools or packet sniffers, encompassing both inbound and outbound traffic. This data is then analyzed to identify patterns, trends and potential security threats. Network bottlenecks and performance issues are also identified. Based on the analysis, optimization techniques are implemented. This may involve reconfiguring network settings, adjusting routing protocols or upgrading hardware components. Simultaneously, security measures are implemented to address identified vulnerabilities. Performance improvements are continuously monitored and measured using metrics such as network latency, throughput and packet loss. The optimizations are fine-tuned periodically based on ongoing and new traffic patterns.*

Keywords: Analyzing of Traffic Data

I. INTRODUCTION

Optimization and analysis of traffic in a network is a crucial task that helps in understanding and improving the efficiency of network operations. With the increasing complexity and scale of modern networks, data mining techniques have gained prominence in analyzing and optimizing network traffic. Data mining involves extracting valuable and actionable insights from large volumes of traffic data.

Optimization and network traffic aims to enhance the performance, throughput and reliability of the network by identifying and resolving issues such as congestion, bottlenecks and inefficient routing.

Analysis on the other hand focuses on understanding patterns, trends, anomalies in network traffic to identify security threats.

1.1 BACKGROUND OF STUDY

This is the project that has got goals with aims to enhance network performance, reduce latency and strengthening security measures.

This includes the analysis of data and certain techniques are applied in order to achieve this.

The project has different applications which will help the clients to have a better picture of how they can have an access to the system in order to have the needed results and have a proper guidance. There is an involvement of different setups of systems that will collectively bring the effective results for the project.

The project is an ongoing process requiring periodic reviews and updates to adapt to emerging challenges and vulnerabilities. This may help in ensuring the efficient and secured network operation. The use of such modern systems helps to have the working systems be user friendly and easily accessible.

1.2 OBJECTIVES

This system has several objectives that it has to fulfill in order to achieve its intended developed purpose.

1. Improve traffic efficiency

This is a way of reducing traffic flow and congestion in network. The system is there to analyse traffic patterns, identify bottlenecks and develop algorithms or strategies to optimize traffic signal timing, route selection and overall network management.

2. Increase Traffic Network

The system should aim to maximize the capacity of transport network. The aim is to optimize network by suggesting improvements and expansions that increase the capacity and alleviate congestion.

3. Optimize travel times

The system should aim to minimize travel times and improve the travel experience. By analyzing historical and real time traffic data it can identify optimal routes, suggest alternative paths during congestion and develop predictive models to estimate travel times accurately.

4. Enhance data driven decision making

The system should empower transportation authorities to base their decisions on data driven insights and predictions. Overall the system should improve the efficiency safety and sustainability for the traffic network by leveraging data mining techniques and providing actionable insights for decision making and optimization

II. LITERATURE REVIEW

1. "Traffic Flow Prediction Using Machine Learning and Data Mining Techniques" (2020) - IEEE Transactions on Intelligent Transportation Systems.
2. "Optimizing Traffic Signal Control Using Real-Time Data Mining" (2019) - Journal of Transportation Engineering.
3. "Data Mining for Traffic Congestion Analysis and Prediction" (2018) - International Journal of Intelligent Transportation Systems Research.
4. "A Survey on Data Mining Techniques for Traffic Control and Management" (2017) - International Journal of Advanced Research in Computer Science.

Conference Papers

1. "Real-Time Traffic Prediction Using Data Mining and Machine Learning" (2020) - IEEE International Conference on Data Mining.
2. "Traffic Signal Optimization Using Data Mining and Simulation" (2019) - International Conference on Transportation and Logistics.

Books

1. "Data Mining for Intelligent Transportation Systems" (2020) - CRC Press.
2. "Traffic Management and Control using Data Mining and Machine Learning" (2019) - Springer.

Key Researchers

1. **Dr. J. Zhang** (University of California, Berkeley) - Traffic flow prediction.
2. **Dr. Y. Wang** (Massachusetts Institute of Technology) - Real-time traffic data mining.
3. **Dr. S. Kumar** (Indian Institute of Technology) - Traffic signal optimization.

Methodologies

1. Machine learning algorithms (e.g., SVM, ANN, Random Forest).
2. Data mining techniques (e.g., clustering, decision trees).
3. Real-time data analysis.

III. PROBLEM DEFINITION

The problem definition for analyzing and optimizing traffic network using data mining techniques involves leveraging large data sets and applying data mining techniques to gain insights and improve the efficiency, safety and overall performance of traffic networks

This problem primarily focuses on urban traffic highways, and transportation systems.

Specifically the problem may involve:

1. Analyzing traffic patterns and behaviour

Utilizing data mining techniques to analyze historical and real time traffic data, including traffic volume, speed, congestion levels, accidents, weather conditions and road network characteristics.

This analysis aims at identifying patterns, trends, and anomalies to gain a better understanding of traffic dynamics and patterns of movement.

2. Predicting traffic conditions

Developing models that employ data mining techniques for forecast conditions in advance such as traffic congestion, travel times and likelihood.

These predictive models can incorporate various features including historical data, weather conditions and events to improve the accuracy of traffic conditions.

3. Optimizing traffic flow and signal timing

Using data mining to optimize traffic signal timing, routing strategies, and traffic flow management. These optimizations aims at reducing congestions, improve travel times and enhance the overall efficiency of traffic networks.

This can involve analyzing traffic data to identify bottle necks evaluating different traffic management strategies and implementing effective solutions based on these insights.

4. Enhancing Transportation infrastructure planning

Leveraging data mining techniques to assist in transportation of infrastructure planning and expansion

This can involve analyzing traffic patterns origin destination matrices and demographic data to identify areas of congestion

By addressing these problem areas, the goal to optimize traffic flow, reduce congestion enhance safety, and improve the overall efficiency of traffic networks leadind to improved transportation systems.

IV. EXISTING SYSTEM

In the existing system the traffic network could not be properly monitored due to lack of advanced systems that are embedded in there such that no track record could be registered to clients that are using the system. Due to this the ending result was that there was much congestion in the routes since one could not tell which route to take.

In addition to that one could not determine which route to take inorder to avoid traffic, but also in particular whih one to take inorder to avoid travelling long distance to get to the destination that could be easily reached if the other route could be taken.

No sensors to alert the users the nature of traffic on the routes that are used at that particular time.

Specific destination could not be properly located because of failure in the systems to adapt to the nature of setup used resulting in loss of direction and this has been the cause of system inefficiency which dented the picture of the advancement of technology.

V. FINDINGS AND RECOMMENDATIONS

The manual system of crime reporting and handling has served its purpose and has been overtaken by development in both technology and Socratic advancement. The system has gross limitations as below;

Time consuming

The analysis of data rprocess is inherently time-consuming due to the congestion on trmethods. Enforcement officials and administrative staff must invest significant time in documenting, collecting, and organizing information related to

crimes. This time-consuming nature can lead to delays in response, poor time management, and decision-making. In fast-paced situations, such delays can be critical and hinder the overall effectiveness of traffic control efforts.

Paper work based

Relying on paperwork introduces a host of challenges. Physical documents are prone to damage, loss, and wear. The storage and retrieval of paper records can be cumbersome, leading to inefficiencies and errors. Moreover, the dependence on physical documents limits accessibility, making it difficult for authorized personnel to retrieve and share information promptly. Transitioning to a digital system can mitigate these challenges, streamlining data management and improving overall efficiency.

Proper maintenance of data for Traffic Data and users

The manual reporting process may fail to ensure proper and secure maintenance of information about criminals and common citizens. This lack of proper maintenance can compromise the privacy and safety of individuals, as well as hinder the proactive identification of potential threats. A modernized system that adheres to data protection standards can enhance the security and confidentiality of sensitive information, ensuring that only authorized personnel have access to relevant data.

Recommendations

It is recommended to replace the current system with a web-based crime reporting and handling to enhance efficiency, accuracy, and overall effectiveness in law enforcement efforts. The web application will be provided with a mobile version to reach the outgrowing population of Android-based mobile device users and also a Chatbot to serve the community better

VI. SYSTEM

The manual system has some drawbacks which can be brought und

VII. SYSTEM OBJECTIVE

The system objectives for optimizing and analyzing network traffic using data mining techniques include;

1. Improve traffic efficiency

The primary objective is to optimize traffic flow and reduce congestion in the network. The system aims to analyze traffic patterns, identify bottlenecks, and develop algorithms or strategies to optimize traffic signal timing, route selection and overall network management.

2. Increase Transport network.

The system should aim to maximize the capacity of the transport network. The aim is to optimize network by suggesting improvements and expansions that increase capacity and alleviate congestion.

3. Optimize travel times

The system should aim to minimize travel times and improve the travel experience. By analyzing historical and real time traffic data, it can identify optimal routes, suggest alternative paths during congestion and develop predictive models to estimate travel times accurately.

4. Enhance data driven decision making

The system should empower transportation authorities to base their decisions on data driven insights and predictions. By applying data mining techniques to large data sets, it can improve accurate and timely information to support decision making processes such as evaluating the impact of interventions, assessing the effectiveness of strategies and measuring the performance of the network.

Overall the system should aim to improve the efficiency, safety and sustainability of the traffic network by leveraging data mining techniques and providing actionable insights for decision making and optimization.

VIII. SYSTEM SPECIFICATION

1. CPU

Choose a processor with multiple cores and high clock speed, as data mining algorithms often benefit from parallel processing.

A higher end processor, such as an Intel core i7 or AMD Ryzen would be suitable

2. RAM

Aim for a significant amount of memory to handle large datasets efficiently. Atleast 8GB of RAM is recommended, but if you are working with a substantial datasets or using complex algorithms, consider having16GB or more.

3. STORAGE

Opt for a fast and ample storage solution. A solid state drive (SSD) is preferable over a Hard Disk Drive (HDD) due to its faster read/write speeds. Additionally, ensure you have sufficient storage capacity to store your network traffic data and any intermediate results or models generated during the analysis

4. GPU

Graphics Processing Units can significantly speed up data mining tasks especially for algorithms that support GPU acceleration. If your chosen data mining techniques or libraries (e.g Tensor flow or Pytorch) support GPU computation, consider investing in a decent GPU to enhance performance.

5. SOFTWARE REQUIREMENTS

To allow analyzing and optimizing gtraffic network using data mining technoiques especially clustering turns to be effective correctly,user must have the software requirements

HTML 5 and above upgrade(HTML Canvas allows graphical feature display)

Updated google chrome (Version 68.0.3440.106(Official build) 932-Bit or 64 Bit OS)

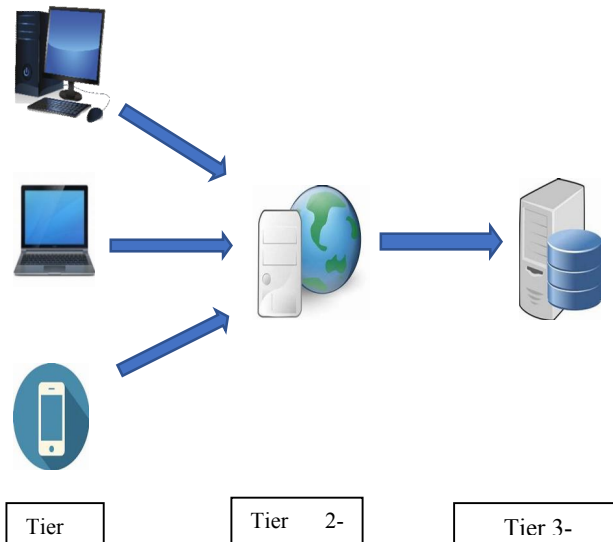
Intellij IDEA or Pycharm compilers

6. HARDWARE REQUIREMENTS

The basic hardware requirement for both the development and deployment environment is any computer with at least Processor 2.5 GHz

A minimum of 4 GB RAM

Hard disk 500GB space



IX. SYSTEM ARCHITECTURE

The system architecture for analyzing and optimizing network traffic using data mining techniques can be designed as follows

1. Data Collection layer

This layer comprises various data sources that collect network traffic data, such as network routers, switches, firewalls and monitoring tools.

These sources transmit the raw traffic data to the processing layer

2. Data Preprocessing Layer

In this layer, the raw traffic data goes through preprocessing steps to clean and preprocess the data

This can involve removing duplicates, handling missing values, normalizing timestamps and transforming the data into a suitable format for further analysis

3. Feature Extraction Layer

The preprocessed data is then fed into the feature extraction layer where relevant features are extracted

This layer selects and determines features such as source and destination IP addresses, port numbers, packets sizes, traffic volume, response time and other attributes that will be used for analysis

4. Data Mining Layer

The feature extracted data is passed to the data mining layer where various data mining techniques are applied.

These techniques can include clustering algorithms,(eg k means, DB SCAN) for identifying traffic patterns classification algorithms (e.g decision trees, random forest) for categorizing traffic and anomaly detection algorithms (e.g isolation forest, one class SVM) for identifying abnormal behaviors

5. Optimization Layer

The output from the data mining layer is used in the optimization layer to make decisions and take actions to optimize network traffic.

This layer may include load balancing algorithms, traffic engineering techniques and resource allocation strategies that utilize the insights gained from the data mining layer to improve network performance and efficiency.

6. Visualization and Reporting Layer

This layer focuses visualizing the analyzed data and generating reports to provide an intuitive understanding of network traffic analysis and optimization results

Visualization techniques such as network topology maps, heat maps and statistical charts can be employed to present the findings in an easily interpretable manner

7. Feedback Loop

A feedback loop is established to continuously monitor network traffic, collect updated data and refine the analysis and optimization algorithms.

This allows the system to adapt to dynamic changes in network traffic patterns and improve the accuracy and effectiveness of the data mining techniques used.

Every system architecture can vary depending on the specific requirements scale and complexity of the network infrastructure.

Adjustments and enhancements can be made to incorporate additional layers or components to meet specific needs

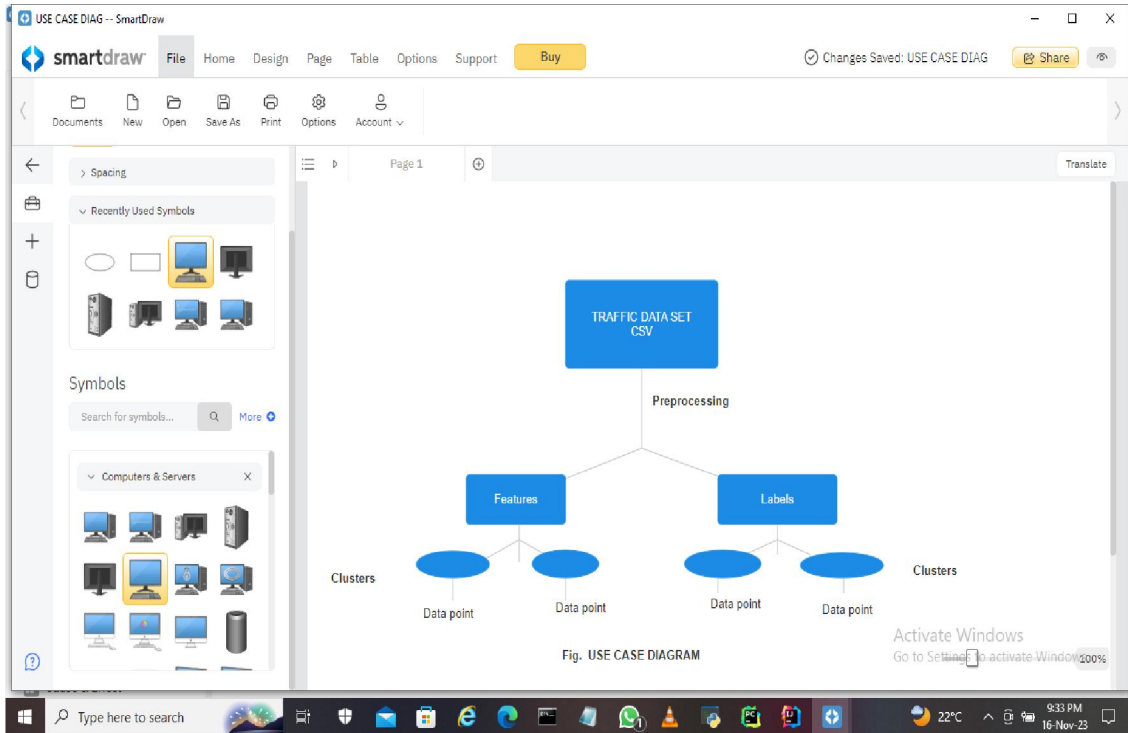


Fig 1. Use Case Diagram

X. USE CASE DIAGRAM

A Use Case Diagram is a graphical representation of the interactions between actors (users or external systems) and a system, highlighting the system's functionality and behavior. It's a fundamental tool in software engineering, systems analysis, and design

XI. DATA FLOW DIAGRAM

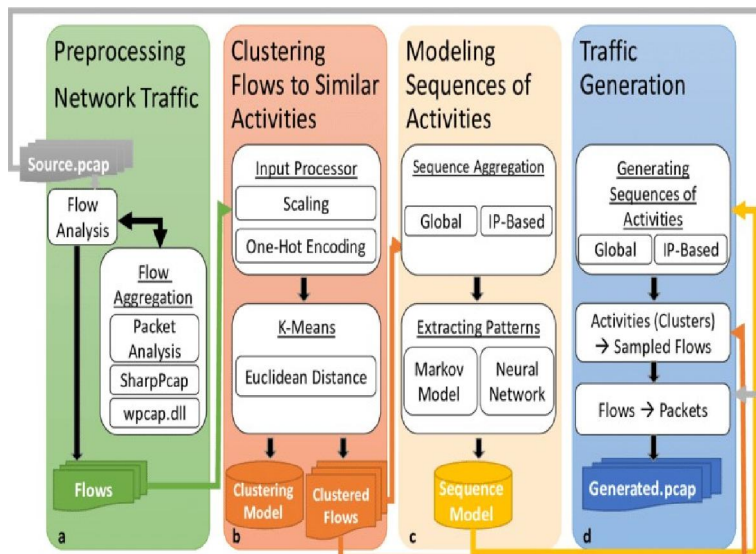


Fig 2. Data flow diagram

Data flow diagram is graphical representation of flow of data in an information system. It is capable of depicting incoming data flow, outgoing data flow and stored data. The DFD does not mention anything about how data flows through the system. There is a prominent difference between DFD and flowchart, the flowchart depicts flow of control in program modules. DFD's depict flow of data in the system at various levels. DFD does not contain any control or branch elements.

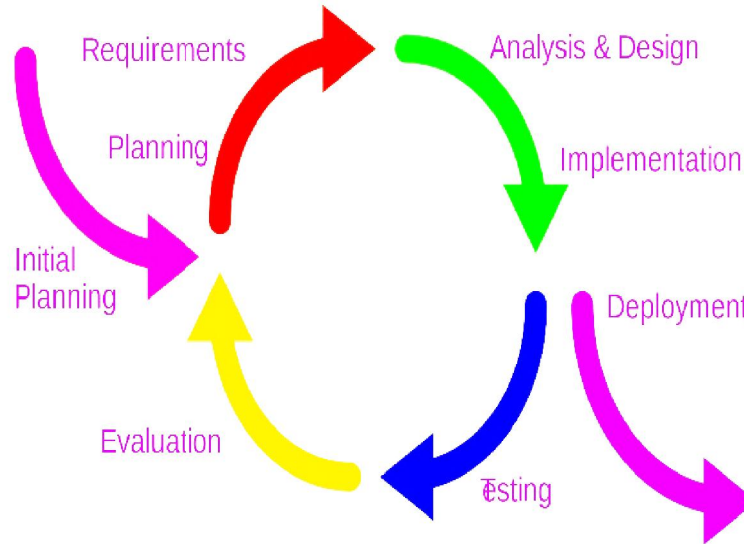


Fig. 3. Iterative SDLC Model

XII. SYSTEM DEVELOPMENT

A. Methodology

The Iterative model to software development is a methodology that emphasizes the importance of incremental progress and continuous feedback in the software development lifecycle (SDLC). This approach involves breaking down a larger project into smaller, more manageable chunks that can be developed, tested, and deployed in shorter time frames. Each iteration builds upon the previous one, with feedback and adjustments being incorporated into subsequent iterations. Overall, the Iterative model is an important methodology for software development today. It provides a flexible, collaborative, and adaptive framework for managing complex projects and delivering high-quality software. By emphasizing incremental progress and continuous feedback, this approach allows developers to respond quickly to changing requirements and customer feedback, ensuring that the final product meets the needs of its users.

In our case, the exercise will start with creation of the Home module and will cascade to creating supporting modules Administrator, Police Officer and finally the user module for the general public.

B. Algorithm

In software development, security algorithms are cryptographic algorithms used to protect data and ensure the security of software systems. These algorithms provide various security mechanisms such as encryption, decryption, digital signatures, secure key exchange, and hash functions. Here are some commonly used security algorithms. Advanced Encryption Standard (AES) will be used in this project. The algorithm will be supported by other security features for the front end, the server side and database. However, because the system will be used in a national security agency these features will remain secret.

C. Module Description

A module description refers to a detailed explanation or documentation of a specific module or component within a software system. It provides an overview of the module's purpose, functionality, interfaces, dependencies, and usage guidelines. Module description serve as a reference for developers, architects, and stakeholders involved in the software

development process. They facilitate understanding, collaboration, and maintenance of the software system by providing comprehensive documentation of individual components.

Home module

All functionalities will be updated herein including administrator login, Police Officer login, user signup and login. The user will also be able to see the most wanted list as well as the security tips.

System Administrator module

The administrator of the system is responsible for the overall management of the system. All internal users will be created, assigned specific admin roles, modified, and deleted in this module. Officers and station details will also be updated in this module requirements of the system into a functional and accessible web application that can be used by end-users. It encompasses the entire process of transforming a conceptual web application into a fully functional system that meets the intended requirements of users. This objective was achieved by implementing the proposed web-based application for crime report handling from window based graphical user interface (GUI) using hypertext markup language (HTML), cascading style, (CSS) for dynamic web page and JavaScript to validate the system. MYSQL and Hypertext Preprocessor (PHP) were also used for robust database and communication between the backend and front end respectively. Apache was used as an environment which runs the software and the database.

Home page

The Home module serves as the hub of the Web based application for online crime reporting. The module welcome users with up-to-date Most wanted list, security tips, and a user-friendly navigation menu to explore the system's key modules. Users can personalize their experience, selecting preference updates and choosing the system module they want access or information they wish to see.

User module

User can register in to the system and log in to the system with user name and password. They can add complaints and view complaint’s status. User will be able to access the system and lodge complaints.

XIII. SYSTEM IMPLEMENTATION

System implementation refers to the process of putting a web application or system into action. It involves translating the design and displaying what the program is meant to operate. This sytem developed is a web based system that connects data mining feature with an existing website.

XIV. SCREENSHOTS

Screenshots are often used to communicate various aspects of the system, provide a visual representation of how the interfaces will look and help ensure that the design aligns with the intended requirements and aesthetics. Screenshots can also serve as progress indicators and milestones in the system implementation process. They can be used to track the evolution of the web application over time, providing a visual record of key development stages and changes made. Here are some screenshots that depicts different interfaces of the system.

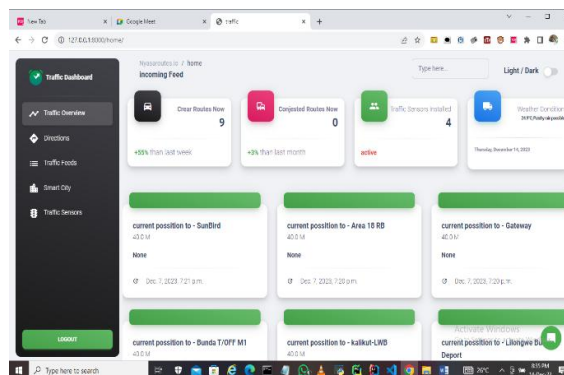


Fig 4 Homepage dash board

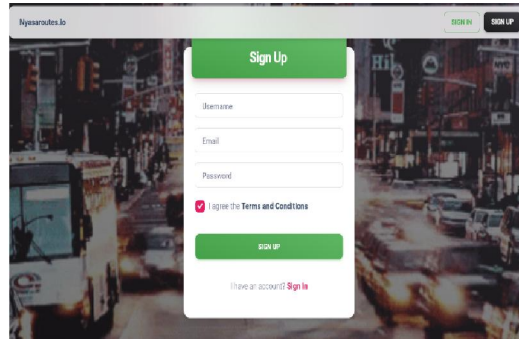


Fig 4 Sign up page

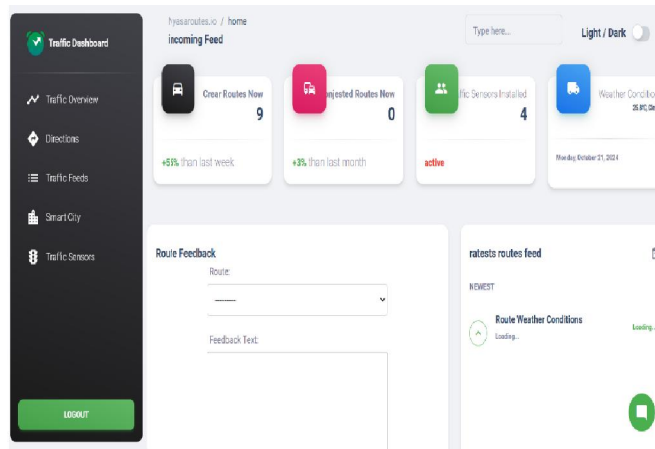


Fig 5 Incoming feed page

XV. TEST PLAN

A Test Plan is a document derived from the Product Description, SRS, or Use Case documents for all future activities of the project. It is usually prepared by the Test Lead or Test Manager and the focus of the document is to describe what to test, what not to test, how to test when to test and who will do what test. Also, it includes the environment and tools needed, resource allocation, test technique to be followed, risks and contingencies plan. A test plan is a dynamic document and we should always keep it up-to-date. Test plan document is a guidance to how the testing activity should go on. Success of the testing project completely depends on Test Plan. A Test Complete software tool was used and the results were obtained to see the functionality of the selected module.

Test ID	Test Description	Test Steps	Expected Result	Pass/Fail
1	User registration	Navigate to the registration page. Fill in the required fields. Click on the "Register" button.	User is successfully registered and redirected to the login page.	Pass
2	User login	Navigate to the login page. Enter valid credentials. Click on the "Login" button.	User is successfully logged in and redirected to the dashboard page.	Pass
3	Report submission	Navigate to the report submission page. Fill in the required fields. Click on the "Submit" button.	Report is successfully submitted and a confirmation message is displayed to the user.	Pass

4	Report viewing	Navigate to the report viewing page. Select a report from the list of submitted reports. Click on the "View" button.	The selected report is displayed with all relevant details and images (if any).	Pass
---	----------------	--	---	------

Table. 1 Test Plan Table

XVI. FUTURE ENHANCEMENTS

The future enhancement for analyzing and optimizing network traffic using data mining techniques involves continual refinement of algorithms, incorporation of machine learning advancements and adaptation to emerging technologies. This ensures a proactive approach to addressing evolving traffic patterns, cybersecurity threats, and the increasing complexity of interconnected systems. The module focuses on staying at the forefront of innovation, fostering a dynamic skill set for participants to contribute effectively to the ongoing evolution of network traffic analysis and optimization.

XVII. CONCLUSION

In conclusion, the Optimization and Analysis of Traffic Data will enhance the smart cities since there will be no congestion in the routes but also help improve the travel time since one will be able to decide better which routes can be taken according to the clients intended program.

REFERENCES

- [1]. Data Mining: Concepts and Techniques" by Jiawei Han, Micheline Kamber, and Jian Pei
- [2]. Machine Learning" by Tom Mitchell
- [3]. Pattern Recognition and Machine Learning" by Christopher Bishop
- [4]. Data Mining for Intelligent Transportation Systems" by Lei Zhang and Yunlong Zhang
- [5]. Traffic Flow Theory" by Denos Gazis
- [6]. Traffic Engineering" by Roger Roess, Eliot Lander, and Stephen Carol
- [7]. Intelligent Transportation Systems: Smart and Green Infrastructure Design" by Qiang Meng
- [8]. Traffic Data Analysis: Methods and Applications" by Jianming Ma and Junping Zhang
- [9]. Transportation Systems Optimization: Dynamic and Stochastic Models" by Ronghui Liu