

Evolution of Routers

Mukul Kambli

Department of Information Technology

Sir Sitaram and Lady Shantabai Patkar College of Arts and Science, Mumbai, India

Abstract: *Development over the years has changed the life of humans. Communication and connectivity play a major role in today's life. Technology has evolved over the time phase and brought the people closer to each other, overcoming the barriers of borders and timezones. Virtual connectivity has become a new type of connect between people which allow them to interact with each other anytime anywhere. Internet has made this possible. Devices like routers, switches that support this connectivity also play a major role. Routers are networking devices operating at layer 3 or a network layer of the OSI model. They are responsible for receiving, analyzing, and forwarding data packets among the connected computer networks. Cables and wires have evolved to support high-speed data transfer and more bandwidth. People are always uploading and downloading files, videos, media over the internet. As the transmission rate has drastically increased the end devices also had to evolve to handle the speed. Routers being the main end devices had a major change in architecture and working. New processors chips are also included into the routers for clearing the data traffic on the client side itself. Routers are now manufactured with different modes, which benefit the users. Routers can be used as repeaters, extenders by changing the configuration*

Keywords: Borders, Timezones, Virtual, Transmission, Architecture, Processors, Routers.

I. INTRODUCTION

Technology is been evolving from the early times and the speed of development has increased with each step. Communication and connectivity play a major role today. People are now closer to each other, crossing the borders and timezones. Virtual connectivity has become a new type of connect between people which allow them to interact with each other anytime anywhere. This is possible due to the Internet and the services over it. Data transmission, upload and download of files, media, etc on the daily basis has brought the need of high-speed connections and more bandwidth. Wire technology has improved over the years and we have shifted to the radio to digital and now to light transmission. Fiber Optic technology is still under improvement. Wireless connections have also brought a greater change. With the wires, transmitting and delivering services/data at high-speeds there is a need of devices, which would support this. Devices like routers, switches. Routers are networking devices operating at layer 3 or a network layer of the OSI model. They are responsible for receiving, analyzing and forwarding data packets among the connected computer networks. Routers being the main end devices have changed in architecture and working. New Processor chips are also included into the routers for clearing the data traffic on the client side itself. Routers are now manufactured with different modes, which benefit the users. Routers can be used as into repeaters, extenders by changing the configuration. In this paper I have explained the about briefly about the routers. The paper is divided into 3 sections. In section (1) I have discussed in brief about routers and its history. Section (2) emphasis on the architecture of router. Section (3) consists the information about new routers in the market concluding the paper.

II. ROUTERS AND HISTORY

A Router is a networking device that forwards data packets between computer network.

Example: - Suppose we search www.google.com on the web browser. After we hit the URL a request that will be sent from our system to the Google's server. To serve that webpage, now our request which is nothing but a stream of packets. It does not just go the Google's server straightaway it goes through a series of networking devices known as routers, which accepts this packets and forwards them to correct path and hence it reaches to the destination server.

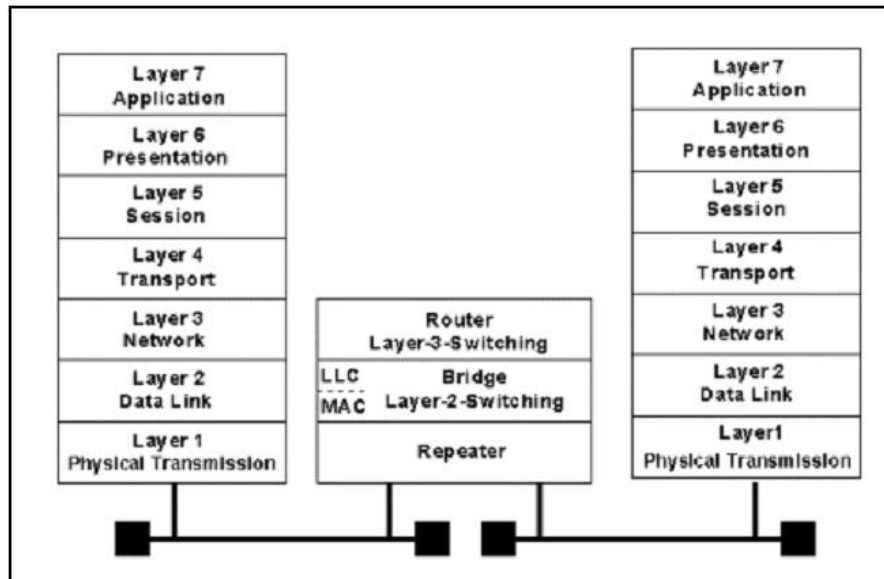


Figure 1: OSI reference model of routers [1]

2.1 History

Donald Davies initially projected the idea of an associate degree interface PC for the NPL network in 1966 [2]. A similar plan was formed by Wesley Clark the subsequent year to be used within the ARPANET. Named Interface Message Processors (IMPs), these computers had a similar practicality as a router will these days. The thought for a router (called gateways at the time) ab initio passed off through a global cluster of PC networking researchers known as the International Networking social unit (INWG). Discovered in 1972 as an off-the-cuff cluster to think about the technical problems concerned in connecting very different networks, it became a committee of the International Federation for IP later that year [3]. These entryway devices were very different from most previous packet shift schemes in 2 ways that. First, they connected dissimilar varieties of networks, like serial lines and native space networks. Second, they were connectionless devices that had no role in reassuring that traffic was delivered dependably, feat that entirely to the hosts. This explicit plan, the end-to-end principle, had been antecedent pioneered within the CYCLADES network.



Figure 2: First ARPANET Router [11]

The idea was explored in additional detail, with the intention to provide an example system as a part of 2 contemporaneous programs. One was the initial DARPA initiated program that created the TCP/IP design in use nowadays [4]. The opposite was a program at Xerox PARC to explore new networking technologies that created the PARC Universal Packet system; thanks to company belongings considerations it received very little attention outside Xerox for years [5]. It slow when early 1974, the primary Xerox routers became operational. The primary true information processing router was developed by Ginny Strazisar at BBN, as a part of that DARPA-initiated effort, throughout 1975–1976 [6]. By the top of 1976, 3 PDP-11-based routers were in commission within the experimental example web. [7].

Staff researchers at university and Stanford severally created the primary multiprotocol routers in 1981; William Yeager, and therefore the the} university one by Christmastime Chiappa did the Stanford router; each were also supported PDP-11s [8]. Just about all networking currently uses TCP/IP, however multiprotocol routers square measure still factory-made. They were necessary within the early stages of the expansion of laptop networking once protocols aside from TCP/IP were in use. Fashionable net routers that handle each IPv4 and IPv6 square measure multiprotocol however square measure less complicated devices than routers process AppleTalk, DECnet, scientific discipline and Xerox protocols.

From the mid-1970s and within the Eighties, all-purpose minicomputers served as routers. Fashionable high-speed routers area unit network processors or extremely specialised computers with additional hardware acceleration value-added to hurry each common routing functions, like packet forwarding, and specialised functions like IPsec secret writing. There is substantial use of Linux and UNIX software based machines, running open supply routing code, for analysis and different applications. The Cisco IOS package was severally designed. Major router operational systems, like Junos and NX-OS, area unit extensively changed versions of UNIX computer code.

III. ARCHITECTURE OF ROUTER

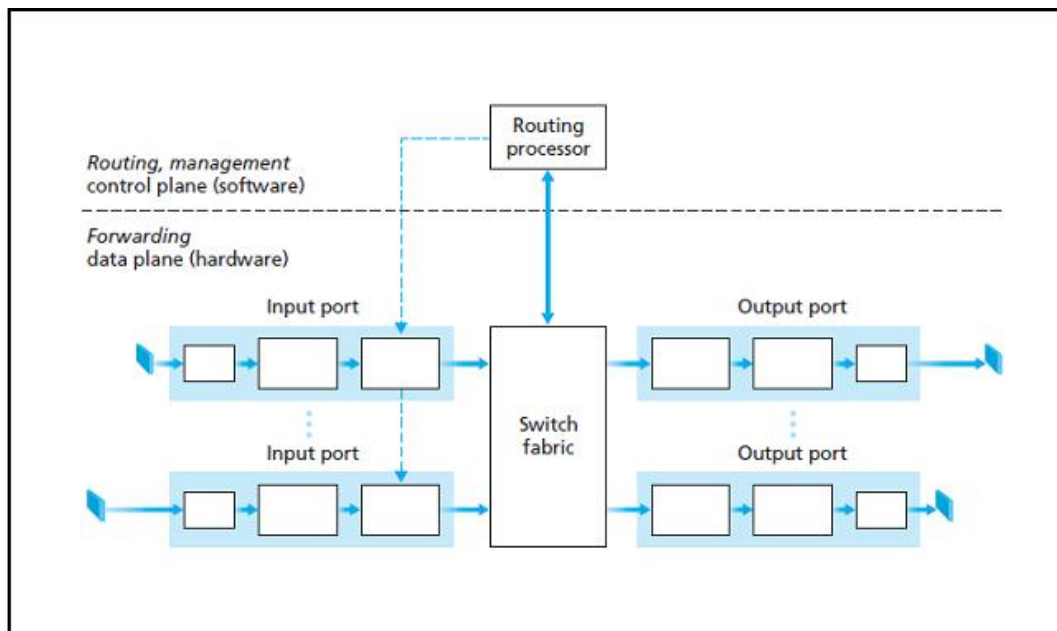


Figure 3: Router Architecture [9]

- **Input Ports:** An input port perform several key functions. At physical layer, it terminates an incoming physical link at a router. In the above diagram, it is shown in the leftmost box of the input port and the rightmost box of the output port. An input port also performs link-layer functions needed to interoperate with the link layer at the other side of the incoming link. It is represented in the middle boxes in the input and

output ports. Most crucially, the lookup function is also performed at the input port. Forwarding table is consulted to determine the router output port to which an arriving packet will be forwarded via the switching fabric. Control packets carrying routing protocol information are forwarded from an input port to the routing processor. (Term port here refers to the physical input and output router interfaces – is distinctly different from the software ports associated with network applications and sockets) [9].

- **Switching Fabric:** The shift material connects the router's input ports to its output ports. This shift material is totally contained among the router – a network within a network router [9].
- **Output Ports:** An output port stores packet, received from the shift material and transmits these packets on the outgoing link by acting the required link-layer and physical layer functions. once a link is duplex (that is, carries traffic in each directions), AN output port can generally be paired with the input port for that link on an equivalent line card (a computer circuit board containing one or a lot of input ports, that is connected to the shift fabric) [9].
- **Rotating Processor:** The routing processor executes the routing protocols, maintains routing tables and attached link state information, and computes for forwarding table for the router. It also performs the network management functions [9].

A router has input ports, output ports, and switching fabric together implement the forwarding functions and are usually implemented in hardware, as shown in the figure 3 [9]. These forwarding functions are usually along named because of the router-forwarding plane. to grasp why a hardware implementation is needed, take under consideration that with a 10 Gbps input link and a 64-byte information processing datagram, the input port has alone fifty one.2 ns to technique the datagram before another datagram would possibly arrive. If N ports are combined on a line card (as is sometimes exhausted practice), the datagram-processing pipeline ought to operate N times faster – such a lot too fast for code implementation. Forwarding plane hardware are usually implemented either using a router vendor's own hardware designs, or created victimization purchased merchant-silicon chips (e.g. as sold by companies as Intel and Broadcom) [9].

While the forwarding plane operates at the nanosecond time scale, a router's control functions – executing the routing protocols, responding to attached links that grow up or down, and performing management functions operate at the millisecond or second timescale. The router control plane functions are usually implemented in software and execute on the routing processor (typically a traditional CPU). Before delving into the main points of a router's management and knowledge plane, let us come back to our Analogy wherever forwarding is compared to cars getting into and feat an interchange. Let's suppose that the interchange could be a roundabout, which before an automotive enters the roundabout, a small amount of process is needed – the automotive stops at AN entry station and indicates its final destination (not at the native roundabout, however the final word destination, of its journey). AN attendant at the entry station appearance up the ultimate destination determines the roundabout exit that results in that final destination, and tells the driving force that roundabout exit to require. The automotive enters the roundabout (which could also be stuffed with alternative cars getting into from alternative input roads and heading to alternative roundabout exits) and eventually leavers at the prescribed roundabout exit ramp, wherever it's going to encounter alternative cars feat the roundabout at that exit. [9]

We can recognize the principal router components in the above figure in this analogy – the entry road and entry station correspond to the input port (with a lookup function to determine to local outgoing port); the roundabout corresponds to the switch fabric; and the roundabout exit road corresponds to the output port. With this analogy, it is instructive to consider where bottlenecks might occur.

3.1 Input Processing

The input port's line termination perform and link-layer method implement the physical and link layers for that individual input link. The search performed among the input port is central to the router's operation – it is here that the router uses the forwarding table to look up the output port thereto-associate incoming packet area unit forwarded via the switch artefact. The forwarding table is computed and updated by the routing processor, with a shadow copy

usually keep at each input port. The forwarding table is derived from the routing processor to the road cars over a separate bus (e.g. a PCI bus) indicated by the broken line from the routing processor to the input line cards [9]. With a shadow copy, forwarding call will be created domestically, at every input port, while not invoking the centralized routing processor on a per-packet basis and so avoiding a centralized process bottleneck. Given the existence of a forwarding table, search is conceptually straightforward. It simply searches through the forwarding table trying to find the longest prefix match. However, at Gigabit transmission rates, this search should be performed in nanoseconds.

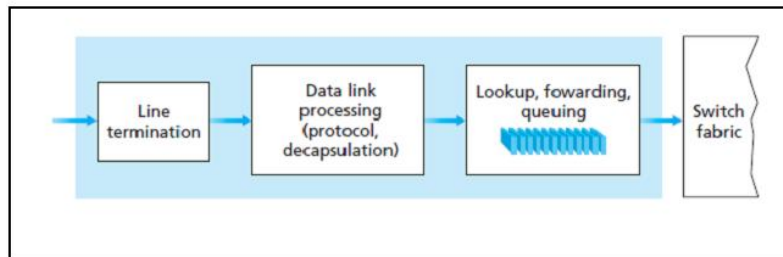


Figure 4: Input Processing of Router [9]

Thus not solely should search be performed in hardware; however, techniques on the far side an easy linear search through an oversized table square measure required. Special attention should even be paid to operation times, leading to styles with embedded on-chip DRAM and quicker SRAM (used as a DRAM cache) reminiscences. Ternary Content Address reminiscences (TCAMs) are typically accustomed search. With a TCAM, a 32-bit informatics address is conferred to the memory that come back the content of the forwarding table entry for that address in primarily constant time [9].

Once a packet's output port has been determined via the lookup, the packet can be sent into the switching fabric. In some designs, a packet may be temporarily blocked from entering the switching fabric if packets from other input porta are currently using the fabric. A blocked packet will be queued at the input port and then scheduled to cross the fabric at a later point in time. Other actions occurring with "lookup":

1. Physical- and link-layer processing must occur
2. The packet's version number, checksum and time-to-live field must be checked and the latter two fields rewritten
3. Counters used for network management (such as the number of IP datagrams needed) must be updated.

The input port steps of looking up an IP address ("match") then sending the packet into the switching fabric ("action") is a specific case of a more general "match plus action" abstraction that is performed in many network devices, not just routers.

In link-layer switches, link-layer destination addresses are looked up and several actions may be taken in addition to sending the frame into the switching fabric towards the output port.

In firewalls, devices that filter out selected incoming packets, an incoming packet whose header matches a given criteria (e.g. a combination of source/destination IP and addresses and transport-layer port numbers) may be prevented from being forwarded (action).

3.2 Switching

The switching fabric is at the very heart of a router, as it is through this fabric that the packets are switched (that is, forwarded) from an input port to an output port.

1. Switch via memory: the best, earliest routers were ancient computers, with switch between input and output ports being done beneath direct management of the CPU (routing processor). Input and output ports functioned as ancient I/O devices in a very ancient software system. AN input port with an inward packet 1st signaled the routing processor via an interrupt. The packet was then derived from the input port into processor memory. The routing processor then extracted the destination address from the header, searched the suitable output port within the forwarding table, and derived the packet to the output port's buffers [9].

2. Switch via a Bus: during this approach, associate input port transfers a packet on to the output port over a shared bus, while not intervention by the routing processor. this is often generally done by having the input port pre-pend a switch-internal label (header) to the packet indicating the native output port to that this packet is being transferred and transmittal the packet onto the bus. The packet is received by all output ports, however solely the port that matches the label can keep the packet. The label is then removed at the output port, as this label is merely used at intervals the switch to cross the bus. If multiple packets arrive to the router at constant time, every at a distinct input port, almost one should wait since just one packet will cross the bust at a time. As a result of each packet should cross the only bus, the switch speed of the router is proscribed to the bus speed: in our roundabout analogy, this is often as if the roundabout might solely contain one automobile at a time. Nevertheless, switch via a bus is usually sufficient for routers that operate in little native space and enterprise networks. The Cisco 5600 switches packets over thirty-two Gbps backplane bus [9].

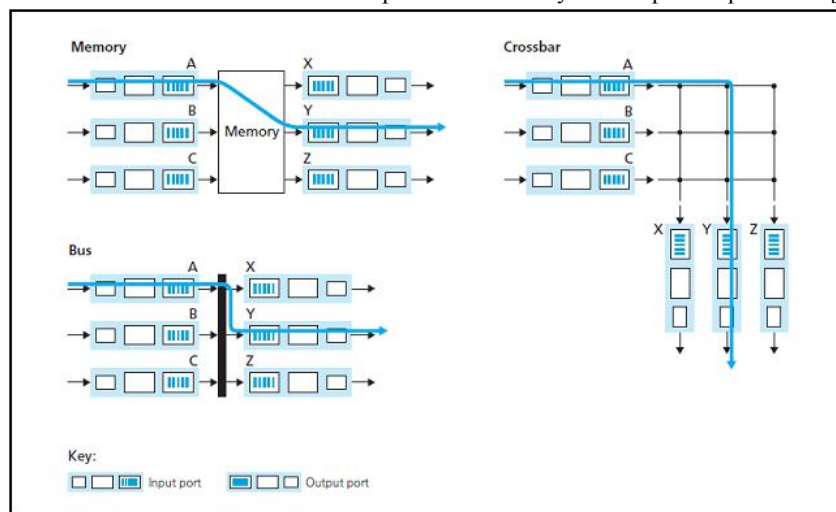


Figure 5: Switching in Router [9]

3. Switch via Associate in Nursing Interconnection Network: a technique to beat the information measure limitation of one, shared bus is to use an additional subtle interconnection network, like people who are employed in the past to interconnect processors in a very digital {computer} computer design. A crossbar switch is Associate in Nursing interconnection network consisting of $2N$ busses that connect N input ports to N output ports, as shown within the figure. Every vertical bus intersects every horizontal bus at a cross purpose, which might be opened or closed at any time by the switch cloth controller (whose logic is an element of the switch cloth itself). Once a packet arrives from port A and wishes to be forwarded to port Y, the switch controller closes the cross point at the intersection of buses A and Y. Port A then sends the packet onto its bus, that is picked up (only) by bus Y. Note that a packet from port B may be forwarded to port X at a similar time, since the A-to-Y and B-to-X packets use completely different input and output busses. Thus, in contrast to the previous 2 switch approaches, crossbar networks area unit capable of forwarding multiple packets in parallel. However, if 2 packets from 2 completely different input ports area unit destined to a similar output port, then one can have to be compelled to wait at the input, since only 1 packet may be sent over any given bus at a time.

3.3 Output Processing:

Output port process, takes packets that are hold on within the output port's memory and transmits them over the output link. This includes choosing and de-queuing packets for transmission, and acting the required link-layer and physical layer transmission functions.

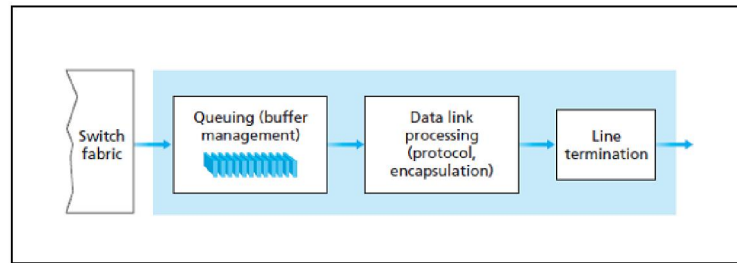


Figure 6: Output Processing of Router [9]

IV. NEW ROUTERS IN THE MARKET

Routers are the devices installed at the end of the terminal, at the household or organization. These are devices from which the internet service is transmitted to our end nodes such as phones, laptops, etc. Due to the recent development in the technology and the need of speed, the routers are also upgraded. Individuals now take into consideration the plans over 30Mbps going up to 100Mbps surfing. The infrastructure upgrade has led to a consistent transmission of speed over the network, which thus has made the requirement of high performance routers, which can support the high signal input. Tp-Link a company been considered while explaining the routers range here, other company routers like D-link, Tenda also have the same specifications but may vary in cost. Routers can be considered into three types:

4.1 Low Range

- Cost: Rs.800-1000 INR
- Working Modes: Router Mode, Access Point
- Mode, Range Extender Mode
- GSM Frequencies: 2.4 GHz
- Wireless Type: 802.11bgn
- Fast Ethernet ports: (Output ports) 4
- Computer Memory: DDR3 SDRAM
- Number of antenna: 2
- Speed support upto: 30-35Mbps



Figure 7: Tp-Link N300 [10]

4.2 Medium Range:

- Cost: Rs.1400-2000 INR
- Working Modes: Router Mode, Access Point
- Mode, Range Extender Mode
- GSM Frequencies: 2.4 GHz and ^GHz
- Wireless Type: 802.11bgn

- Fast Ethernet ports: (Output ports) 4
- Computer Memory: DDR3 SDRAM
- Number of antenna: 3
- Speed support upto: 90-100Mbps



Figure 8: Tp-Link AC750 [10]

4.3 High Range

- Cost: Rs.2100 and above INR
- Working Modes: Router Mode, Access Point
- Mode, Range Extender Mode
- GSM Frequencies: 2.4 GHz and 5GHz
- Wireless Type: 802.11bgn
- Gigabit ports: (Output ports) 4
- Computer Memory: DDR3 SDRAM
- Extra Support: Qualcomm Chipset
- Number of antenna: 4
- Speed support upto: 90-100Mbps



Figure 9: Tp-Link AC750 [10]

V. CONCLUSION

Over the years, with the development in the field of technology and the requirement of the faster data transmission rates has brought the world closer virtually. Devices depending on each other had to evolve simultaneously to support the structure. Routers act as the end devices used to connect each devices over the internet, also end-to-end. These routers have developed majorly to support the high bandwidth. Routers now are smaller with greater coverage area and have a build-in processor to clear the data traffic on the client side itself. The architecture has not changed much in the

idea of processing the data packets, but it is faster and better. The routers manufactured and sold are within the affordable prize and more durable. New routers are still into research and manufacturing. Thus concluding the paper.

REFERENCES

- [1] <http://www.iwar.org.uk/comsec/resources/standards/germany/itbpm/s/s5013.htm>
- [2] Roberts, Dr. Lawrence G. (May 1995). "The ARPANET & Computer Networks". Archived from the original on 24 March 2016. Retrieved 13 April 2016. Then in June 1966, Davies wrote a second internal paper, "Proposal for a Digital Communication Network" In which he coined the word packet,- a small sub part of the message the user wants to send, and also introduced the concept of an "Interface computer" to sit between the user equipment and the packet network."
- [3] Davies, Shanks, Heart, Barker, Despres, Detwiler and Riml, "Report of Subgroup 1 on Communication System", INWG Note No. 1.
- [4] Vinton Cerf, Robert Kahn, "A Protocol for Packet Network Intercommunication", IEEE Transactions on Communications, Volume 22, Issue 5, May 1974, pp. 637 - 648.
- [5] David Boggs, John Shoch, Edward Taft, Robert Metcalfe, "Pup: An Internetwork Architecture" Archived 2008-09-11 at the Wayback Machine, IEEE Transactions on Communications, Volume 28, Issue 4, April 1980, pp. 612- 624.
- [6] "Ms. Ginny Strazisar". IT History Society. Archived from the original on 1 December 2017. Retrieved 21 November 2017.
- [7] Craig Partridge, S. Blumenthal, "Data networking at BBN"; IEEE Annals of the History of Computing, Volume 28, Issue 1; January–March 2006.
- [8] Router Man Archived 2013-06-05 at the Wayback Machine, NetworkWorld, Accessed June 22, 2007.
- [9] <https://electronicspost.com/router-architecture/>
- [10] <https://www.tp-link.com/in/home-networking>
- [11] <https://techcrunch.com/2019/03/18/fifty-years-of-theinternet/>